



At  
Home  
with Hanover®



At  
**Home**  
with Hanover®

Hanover® has specialized in manufacturing paving materials since 1971. Outdoor living spaces are an important asset, increasing the value of a home as well as reclaiming unused lawn areas. Hanover's extensive line of paving products truly completes your home and landscaping. From a small hand held brick to larger scaled pavers, Hanover® Prest® Brick, Patio Pavers and Garden Walls are available in a wide selection of sizes, styles and colors. No other company can offer the superior quality and complete selection of pavers, bricks and walls that Hanover® can. Hanover's reputation stands solid with exceptional product performance and outstanding customer service.

- 4** **Idea Gallery**  
View photos of different paving applications for ideas and inspiration. Make Hanover® a part of your home with a new patio, walkway or firepit.
- 14** **LAMININ®**  
LAMININ® infuses pavers from the inside out, providing protection from the natural elements.
- 16** **NEW Appalachia Prest® Brick**  
Appalachia Prest® Brick was designed to create a look reminiscent of the Appalachian Mountain region with a texture formed by alternating ridge lines and valleys.
- 18** **Riven Prest® Brick**  
Riven Prest® Brick is textured to replicate the look of natural riven stone.
- 20** **Olde Hanover® Prest® Brick**  
With contoured sides, Olde Hanover® offers the distinct look of aged clay brick pavers.




- 22** **Halifax® Flagstone**  
Halifax® Flagstone pavers have a wider joint style creating a rustic stone look.
- 26** **Appian® Prest® Brick**  
Hanover's Appian® Brick System includes square, rectangular and wedge shaped bricks in three finishes: Chiseled Finish, Tumbled Finish and Natural Finish.
- 52** **Bullnose Coping**  
With a rounded side, Bullnose Coping can be used as an exposed edge when a hard edge may not be suitable.
- 56** **PlankStone®**  
Available in long modular sizes, PlankStone® replicates the look of traditional wood decking.
- 60** **Traditional® Prest® Brick**  
The foundation of Hanover's interlocking brick, Traditional® Prest® Brick is available with a Natural, Tudor® or Square Edge Finish.

- 70** **Permeable Paving Units**  
Hanover's Permeable Paving Units allow for stormwater drainage while managing excessive runoff.
- 76** **Garden and Landscape Walls**  
Chapel Stone® Garden Walling and Ammon's Wall® can add beauty, charm and value to your home or landscaping.
- 90** **Prest® Pavers for the Home**  
Ranging in size from a nominal 12" x 12" to 24" x 24", Hanover's Prest® Pavers patios and pool decks. A Slateface texture is available.
- 98** **Part 2 : Technical Guide**  
Part 2 consists of various technical information provided to make the ordering and installation process easier.

Appian® Random Tumbled Finish, South Mountain Sand

Patios &  
Pool Decks




SlateFace® Pavers, Tennessee Flagstone



Halifax® Flagstone, South Mountain Sand



Appian® Random and 6" x 9", Natural and Tumbled Finishes, Chocolate/Tan Blend; Chapel Stone® Garden Walling, Tan Blend



Appian® 6" x 6" and 6" x 9" Tumbled Finish,  
Chocolate/Tan Blend

Walkways  
& Sidewalks



Appian® Mixed Natural Finish, Tan/Charcoal Blend



Olde Hanover® 3" x 9", Russet



Appian® 6" x 6", 6" x 9" and Circle Tumbled Finish, South Mountain Sand; Bullnose Coping, South Mountain Sand; Chapel Stone® Garden Walling, Tan Blend



Appian® 6" x 9" Chiseled Finish,  
South Mountain Sand

Driveways &  
Entranceways



Appian® 6" x 9" and Random Natural Finish, Chocolate/Tan Blend



NEW Appalachia Prest® Brick, Russet



Halifax® Flagstone, South Mountain Sand, Gettysburg Gray



Fire  
Features  
& Outdoor  
Kitchens



Appian® 6" x 9" Chiseled Finish, South Mountain Sand; Olde Hanover® 3" x 9", Russet Blend; SlateFace® Pavers, Bluestone; Ammon's Wall® Firepit Kit, South Mountain Sand



Ammon's Wall®, South Mountain Sand; Bullnose Coping, South Mountain Sand



Appian® Random Tumbled Finish, Chocolate/Tan Blend; Chapel Stone® Garden Walling and Wall Caps, Tan Blend



Chapel Stone® Garden Walling, Tan and Gray Blends



Chapel Stone® Garden Walling and Wall Caps,  
Canyon Blend; Pillar Cap, Sand

Landscape  
Walls &  
Pillars



Chapel Stone® Garden Walling and Wall Caps, Canyon Blend; Pillar Cap, Sand



Ammon's Wall®, Gettysburg Gray



Chapel Stone® Garden Walling and Wall Caps, Tan and Gray Blends



# LAMININ®



## PAVER INFUSION TECHNOLOGY

### WHAT IS LAMININ®?

LAMININ® Paver Infusion Technology is a revolutionary new manufacturing technology that infuses Hanover® pavers from the inside out. LAMININ® lays the foundation to actively influence the adhesion of concrete molecules and increases the performance of Hanover's already proven concrete pavers. Concrete molecules are bonded together to strengthen and maintain the highest quality concrete pavers in the industry.

For years, acid rain, ultraviolet light and efflorescence have been a detriment to the appearance and longevity of concrete unit pavers. Developed by Hanover® Architectural Products, LAMININ® will protect against acid rain and ultraviolet light to keep Hanover® Pavers looking vibrant and new for years to come. With an extremely low water absorption rate, efflorescence is substantially reduced.

Hanover® concrete pavers with LAMININ® Paver Infusion Technology will provide:

- Substantial reduction of efflorescence
- Low water absorption
- Protection from acid rain
- Resistance to UV damage
- Bright, vibrant color
- Low maintenance
- Long lasting installation
- Improved stain resistance

### WHAT LAMININ® DOES

LAMININ® Paver Infusion Technology will dramatically add protection, life and lasting value to Hanover's concrete paver product line. Hanover® Pavers are manufactured as a single homogenous mix with average compressive strengths exceeding ASTM C936. The high performance of LAMININ® Paver Infusion Technology will defend against natural elements such as:

- Acid rain
- Alkalis
- Efflorescence
- Ultraviolet Light
- Oil and Food Stains

LAMININ® is NOT a top surface treatment. Common top surface treatment processes do not address ultraviolet light, efflorescence or acid rain. Hanover® LAMININ® Paver Infusion Technology is a revolutionary new manufacturing technology that infuses Hanover® Pavers from the inside out.



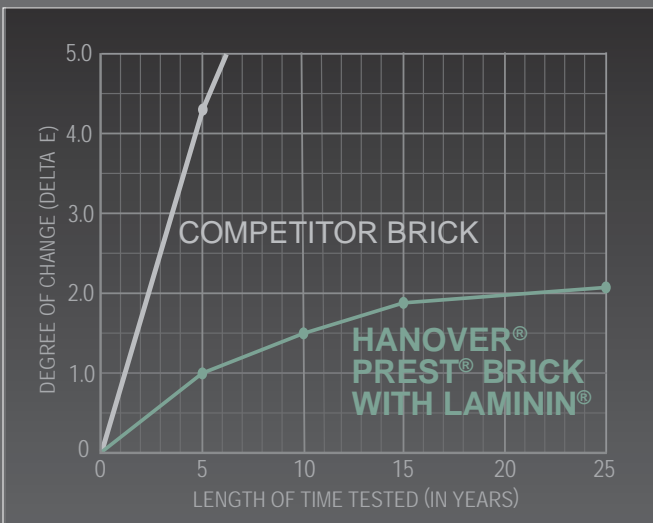
Hanover® Pavers with LAMININ® have been independently tested. For more information about Hanover's LAMININ® Paver Infusion Technology, visit [www.hanoverpavers.com](http://www.hanoverpavers.com) or contact a Hanover® Sales Representative.

## EFFLORESCENCE RESISTANCE

Efflorescence has long been a common problem associated with concrete pavers. Hanover® Pavers were tested in accordance with procedures outlined in ASTM C67. Paver samples were placed in water for seven days and showed no signs of efflorescence. The results were astounding. Hanover's LAMININ® Paver Infusion Technology substantially reduces efflorescence.

## UV RESISTANCE

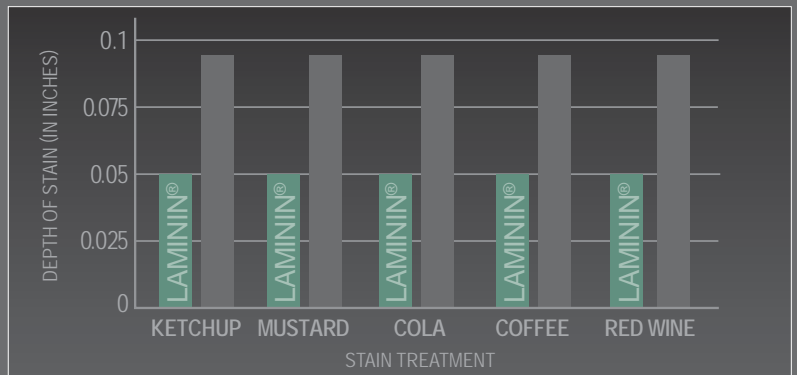
Hanover® Prest® Brick produced with LAMININ® Paver Infusion Technology provide superior resistance to UV damage. Bricks were subjected to intense ultraviolet light for 2000 hours, the equivalent of 15-20 years. Hanover's Prest® Brick with LAMININ® showed very little change, as illustrated on the chart below. Test Results have been generated from independent lab tests. See ASTM D 4587-05 for testing procedures.



Hanover® Prest® Bricks are resistant to UV damage.

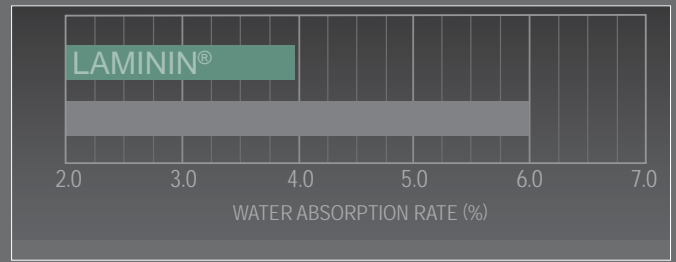
## STAIN RESISTANCE

LAMININ® Paver Infusion Technology provides a higher level of stain resistance. In independent lab tests, stains penetrated almost two times deeper on pavers without LAMININ®. Results are illustrated to the right. Hanover® Pavers with LAMININ® will resist stains, making paver installations remain clean and vibrant.




Legend: ■ Prest® Brick with LAMININ® ■ Brick without LAMININ®

## WATER ABSORPTION



Legend: ■ Prest® Brick with LAMININ® ■ Average Competitor Brick

## ACID RESISTANCE



\*equal amounts of muriatic acid were used

Hanover's LAMININ® Paver Infusion Technology defends against natural elements such as acid rain. The bricks shown were subjected to 2 ml of non-diluted muriatic acid for 2 minutes, the equivalent of 15-20 years of acid rain damage. Hanover's Prest® Brick with LAMININ® showed little or no visible damage.

Other manufacturers provide paver protection with a top surface filled with tiny stones simply to produce a smooth finish. This process does not defend against acid rain damage. As shown in the photo of the competitor's brick with top treatment, considerable visible damage occurred during the acid test.

Shown in Terracotta



Shown in Hickory



Shown in Russet






## NEW Appalachia Prest® Brick



5" x 15" x 3"

Shown in Hickory. Packaged together.



Russet



Hickory



Terracotta

	thickness	pcs. per s.f.	s.f. per strap	pcs. per cube	s.f. per cube	s.f. per truck	lbs. per cube
5" x 15"	3"	0.52	-	144	74.88	1272.96	2582.4

Sizes shown are nominal. Products are made to fit metric modules. Refer to Part 2: Technical Guide for additional size, color and packaging information.

Hanover's blended colors consist of several shades and will include some blended and some solid pieces.



Pavers with profiled tops are most susceptible to harm from plate compactors. These pavers have high and low points molded into the surface, which prevent the equipment from riding flat and subject the high points to potential scuffs. However, even smooth, flat surfaces can be harmed with improper usage or the existence of debris on the plate. To help minimize the scuffing of the profiled surface, it is important to have adequate sand on the surface prior to tamping. Hanover® recommends the use of a plate tamper with a rubber mat attachment.


Shown in Chestnut



Shown in Chestnut



Shown in NEW Russet





## Riven Prest® Brick



9" x 12" x 3"



6" x 12" x 3"



6" x 9" x 3"



3" x 9" x 3"



3" x 6" x 3"

Riven Viisi™ shown in Chestnut. Sizes packaged together.



Chestnut



NEW Russet

	thickness	pcs. per s.f.	s.f. per strap	pcs. per cube	s.f. per cube	s.f. per truck	lbs. per cube
9" x 12"	3"	-	-	48	88.64	1329.6	2900
6" x 12"				40			
6" x 9"				48			
3" x 9"				24			
3" x 6"				32			

Sizes shown are nominal. Products are made to fit metric modules. Refer to Part 2: Technical Guide for additional size, color and packaging information.

Riven Viisi™ is designed to be installed randomly or in a non-repeating pattern.

Hanover's blended colors consist of several shades and will include some blended and some solid pieces.

Please Note: Joints should be filled with a suitable polymeric sand which is specially formulated for the filling of wide joints when installing pavers. Unlike traditional sand, polymeric sand stays in place and remains stable; effectively resisting erosion caused by water, frost, wind, etc. Contact Hanover® for more information.



Pavers with profiled tops are most susceptible to harm from plate compactors. These pavers have high and low points molded into the surface, which prevent the equipment from riding flat and subject the high points to potential scuffs. However, even smooth, flat surfaces can be harmed with improper usage or the existence of debris on the plate. To help minimize the scuffing of the profiled surface, it is important to have adequate sand on the surface prior to tamping. Hanover® recommends the use of a plate tamper with a rubber mat attachment.

All shown in Russet





## Olde Hanover® Prest® Brick



3" x 9" x 2 3/8"

Olde Hanover® 3"x 9" shown in Hickory.



Russet



NEW Hickory



NEW Chestnut

	thickness	pcs. per s.f.	s.f. per strap	pcs. per cube	s.f. per cube	s.f. per truck	lbs. per cube
3" x 9"	2 3/8"	5.52	25.36	560	101.44	1724.48	2660

Sizes shown are nominal. Products are made to fit metric modules. Refer to Part 2: Technical Guide for additional size, color and packaging information.

Hanover's blended colors consist of several shades and will include some blended and some solid pieces.

Please Note: Joints should be filled with a suitable polymeric sand which is specially formulated for the filling of wide joints when installing pavers. Unlike traditional sand, polymeric sand stays in place and remains stable; effectively resisting erosion caused by water, frost, wind, etc. Contact Hanover® for more information.

Shown in South Mountain Sand





## Halifax® Flagstone

Hanover's Halifax® Flagstone pavers create a natural effect at its best. Whether you are contemplating an inviting garden path or a quiet landscaped patio, Halifax® Flagstone is the perfect choice. A cleft surface and a wider joint style complete the rustic look.

These pavers simulate the contours of rustic stone on the tops and sides. Because the top surface has high and low points, it is recommended that pavers be protected before tamping during installation. It is suggested that polymeric sand be used for joint filling. Several color blends are available which can be used separately or combined.

**24** Halifax® Flagstone Mixed  
Halifax® Flagstone Mixed is made up of three pieces, designed to be laid together randomly. The three sizes are packaged together with equal amounts of each piece.

**24** Halifax® Flagstone 12" x 12"  
Palletized separately, the 12" x 12" can be laid alone or combined with the Halifax® Flagstone Mixed, allowing different designs of various scales.

Also included in the Halifax® Flagstone style of Prest® Brick is the Halifax® Irregular. This shape is a nonstock item and is available upon special request when quantities permit.



Shown in NEW Hickory



Shown in Gettysburg Gray



Shown in Gettysburg Gray





## Halifax Flagstone 12" x 12" & Mixed



12" x 12" x 3"

12" x 12" shown in South Mountain Sand.  
Packaged separately.



8" x 12" x 3" (A)



8" x 8" x 3" (B)



4" x 8" x 3" (C)

Mixed shown in South Mountain Sand.



South Mountain Sand



Gettysburg Gray



NEW Hickory

	thickness	pcs. per s.f.	s.f. per strap	pcs. per cube	s.f. per cube	s.f. per truck	lbs. per cube
12" x 12"*	3"	1	24	96	96	1344	3102
8" x 12" (A)				64 (A)			
8" x 8" (B)	3"	-	-	64 (B)	85.33	1365.28	2720
4" x 8" (C)				64 (C)			
				192			

\* The 12" x 12" is packaged separately. It can be used alone or in combination with the other 3 sizes.

Sizes shown are nominal. Products are made to fit metric modules. Refer to Part 2: Technical Guide for additional size, color and packaging information.

Hanover's blended colors consist of several shades and will include some blended and some solid pieces.

Halifax® Flagstone is designed to be installed randomly or in a non-repeating pattern.

Before ordering make sure you have selected the correct proportion of Halifax® Flagstone 12" x 12" pieces according to the effect you wish to achieve. For ease of installation, it is suggested that the 4" x 8" piece be cut in half to create two 4" x 4" pieces to fill any spaces created by the installation designs.

Joints should be filled with a suitable polymeric sand which is specially formulated for the filling of wide joints when installing pavers. Unlike traditional sand, polymeric sand stays in place and remains stable; effectively resisting erosion caused by water, frost, wind, etc. Contact Hanover® for more information.



Pavers with profiled tops are most susceptible to harm from plate compactors. These pavers have high and low points molded into the surface, which prevent the equipment from riding flat and subject the high points to potential scuffs. However, even smooth, flat surfaces can be harmed with improper usage or the existence of debris on the plate. To help minimize the scuffing of the profiled surface, it is important to have adequate sand on the surface prior to tamping. Hanover® recommends the use of a plate tamper with a rubber mat attachment.

Shown in South Mountain Sand





## Appian® Prest® Brick

Hanover's Appian® Prest® Brick style includes several sizes of square and rectangular bricks as well as wedge-shaped bricks. Wedge-shaped bricks are used to form Appian® Circles and Appian® Fans in various sizes. Appian® Brick is available with a Tumbled, Chiseled or Natural finish. Each finish is stocked in a wide range of color blends to compliment any design. Truly a versatile paving system, Hanover's Appian® Brick is an excellent pattern for large or small scale projects.



Shown in Gettysburg Gray, Chocolate/Tan Blend and South Mountain Sand





## Appian® Prest Brick Tumbled Finish

Hanover's Appian® Prest® Brick with Tumbled finish are available in four earth toned color blends which are perfect alone or blended together. These subtle stone-like shades, together with a unique texturing process, provide a natural look. Tumbled finish creates a worn stone effect, adding a warm and inviting entrance to any style building or home. Stocked in a 2 3/8" thickness, Appian® Prest® Brick with Tumbled finish combines well with Hanover's Chapel Stone® Garden Walls, as part of a beautiful addition to any landscape.

**30** Appian® 6" x 6" and 6" x 9" Tumbled Finish  
The nominal 6" x 6" and 6" x 9" can be laid separately or mixed to create interesting designs.

**32** Appian® Mixed Tumbled Finish  
Excellent for creating curved walkways and paths, Appian® Mixed with Tumbled finish is made up of 3 bricks. Mixed can be used in combination with the 6" x 9" or fill in areas around the Appian® Circle.

**34** Appian® Random Tumbled Finish  
Consisting of four sizes, Appian® Random with Tumbled finish has a larger scale giving the installation a slightly bolder, natural stone effect.

**36** Appian® Circle Tumbled Finish  
Hanover's Appian® Circle with Tumbled finish simplifies installation by providing a paver which maintains close joints and has little waste.

Also included in the Appian® style of Prest® Brick is the Appian® Fan with Tumbled finish. This shape is a nonstock item and is available upon special request when quantities permit.

Shown in South Mountain Sand



Shown in Chocolate/Tan Blend



Shown in Gettysburg Gray, Chocolate/Tan Blend and South Mountain Sand





## Appian® 6" x 6" & 6" x 9" Prest® Brick Tumbled Finish



6" x 9" x 2 3/8"



6" x 6" x 2 3/8"

Shown in South Mountain Sand. Packaged separately.



Chocolate/Tan Blend



Gettysburg Gray



South Mountain Sand



NEW Hickory



NEW Russet

	thickness	pcs. per s.f.	s.f. per strap	pcs. per cube	s.f. per cube	s.f. per truck	lbs. per cube
6" x 6"	2 3/8"	3.64	13.75	350	96.25	1540	2795
6" x 9"	2 3/8"	2.42	20.7	250	103.5	1552.5	2965

Sizes shown are nominal. Products are made to fit metric modules. Refer to Part 2: Technical Guide for additional size, color and packaging information.

Sizes can be laid together or individually.

A 3" thickness is available on special order when quantities permit.

Hanover's blended colors consist of several shades and will include some blended and some solid pieces.

Shown in South Mountain Sand



Shown in Gettysburg Gray and South Mountain Sand



Shown in South Mountain Sand





## Appian® Mixed Prest® Brick Tumbled Finish



6" x 6" x 2 3/8"  
(A)



4" x 6" x 2 3/8"  
(B)



3" x 6" x 2 3/8"  
(C)

Shown in Chocolate/Tan Blend.



Chocolate/Tan Blend



Gettysburg Gray



South Mountain Sand



NEW Hickory



NEW Russet

	thickness	pcs. per s.f.	s.f. per strap	pcs. per cube	s.f. per cube	s.f. per truck	lbs. per cube
6" x 6" (A)	2 3/8"	-	-	150 (A)	101	1616	2865
4" x 6" (B)				210 (B)			
3" x 6" (C)				120 (C)			
				480 (A+B+C)			

Sizes shown are nominal. Products are made to fit metric modules. Refer to Part 2: Technical Guide for additional size, color and packaging information.

Mixed is designed to be installed randomly or in a non-repeating pattern.

A 3" thickness is available on special order when quantities permit.

Hanover's blended colors consist of several shades and will include some blended and some solid pieces.

Shown in South Mountain Sand



Shown in South Mountain Sand



Shown in Chocolate/Tan Blend





## Appian® Random Prest® Brick Tumbled Finish



9" x 9" x 2 3/8" (A)



6" x 9" x 2 3/8" (B)



6" x 6" x 2 3/8" (C)



3" x 6" x 2 3/8" (D)

Shown in Gettysburg Gray.



Chocolate/Tan Blend



Gettysburg Gray



South Mountain Sand



NEW Hickory



NEW Russet

	thickness	pcs. per s.f.	s.f. per strap	pcs. per cube	s.f. per cube	s.f. per truck	lbs. per cube
9" x 9" (A)	2 3/8"	-	-	60 (A)	98	1666	2352
6" x 9" (B)				60 (B)			
6" x 6" (C)				90 (C)			
3" x 6" (D)				90 (D)			
				300 (A+B+C+D)			

Sizes shown are nominal. Products are made to fit metric modules. Refer to Part 2: Technical Guide for additional size, color and packaging information.

Random is designed to be installed randomly or in a non-repeating pattern. Review all laying information on page 100.

Hanover's blended colors consist of several shades and will include some blended and some solid pieces.

Please Note: For ease of installation, it is suggested that the 3" x 6" pieces be cut in half to create 3" x 3" pieces to fill any spaces created by the installation design.

Shown in Gettysburg Gray



Shown in Chocolate/Tan Blend



Shown in South Mountain Sand





# Appian® Circle Prest® Brick Tumbled Finish



Shown in Chocolate/Tan Blend.




Chocolate/Tan Blend



Gettysburg Gray



South Mountain Sand



NEW Hickory



NEW Russet


	thickness	pcs. per s.f.	s.f. per strap	pcs. per cube	s.f. per cube	s.f. per truck	lbs. per cube
Circle 1 - 11' circle or 2 - 8' circles	2 3/8"	-	-	530	108	1620	3080

Sizes shown are nominal. Products are made to fit metric modules. Refer to Part 2: Technical Guide for additional size, color and packaging information.

Appian® Circle with Tumbled Finish is packaged in sacks.

Hanover's blended colors consist of several shades and will include some blended and some solid pieces.

Shown in South Mountain Sand





## Appian® Prest® Brick Chiseled Finish

Hanover's Appian® Prest® Brick is available with a Chiseled finish. A Chiseled texture is applied to each brick yielding a slightly chipped surface and rough, distressed edges. The appearance of hand chiseled craftsmanship adds unique character to Hanover's Appian® 6" x 6", 6" x 9", Mixed and Random Prest® Brick.

Appian® Prest® Brick with a Chiseled finish are stocked in five subtle earth tone color blends - Chocolate/Tan Blend, South Mountain Sand, Gettysburg Gray, Hickory and Russet.

**40** Appian® 6" x 6" and 6" x 9" Chiseled Finish  
The Appian® 6" x 6" and 6" x 9" can be laid separately or mixed to create interesting designs.

**40** Appian® Mixed Chiseled Finish  
Excellent for creating curved walkways and paths, Appian® Mixed with Chiseled finish is made up of 3 bricks. Mixed can be used in combination with the 6" x 9" to create a larger scaled pattern.

**41** Appian® Random Chiseled Finish  
Consisting of four sizes, Appian® Random with Chiseled finish has a larger scale giving the installation a slightly bolder, natural stone effect.

# Appian® 6" x 6", 6" x 9" & Mixed Prest® Brick Chiseled Finish



6" x 9" x 2 3/8"



6" x 6" x 2 3/8"

6" x 6" and 6" x 9" shown in Gettysburg Gray.  
Packaged separately.



6" x 6" x 2 3/8" (A)



4" x 6" x 2 3/8" (B)



3" x 6" x 2 3/8" (C)

Mixed shown in Chocolate/Tan Blend.



Chocolate/Tan Blend



Gettysburg Gray



South Mountain Sand



NEW Hickory



NEW Russet Blend

	thickness	pcs. per s.f.	s.f. per strap	pcs. per cube	s.f. per cube	s.f. per truck	lbs. per cube
6" x 6"	2 3/8"	3.64	13.75	350	96.25	1540	2795
6" x 9"	2 3/8"	2.42	20.7	250	103.5	1552.5	2965
6" x 6" (A) 4" x 6" (B) 3" x 6" (C)	2 3/8"	-	-	150 (A) 210 (B) 120 (C) 480 (A+B+C)	101	1616	2865

Sizes shown are nominal. Products are made to fit metric modules. Refer to Part 2: Technical Guide for additional size, color and packaging information.

Sizes can be laid together or individually.

Mixed is designed to be installed randomly or in a non-repeating pattern.

A 3" thickness is available on special order when quantities permit.

Hanover's blended colors consist of several shades and will include some blended and some solid pieces.

Random & 6" x 9" shown in Chocolate/Tan Blend





## Appian® Random Prest® Brick Chiseled Finish



9" x 9" x 2 3/8" (A)



6" x 9" x 2 3/8" (B)



6" x 6" x 2 3/8" (C)



3" x 6" x 2 3/8" (D)

Random shown in South Mountain Sand.



Chocolate/Tan Blend



Gettysburg Gray



South Mountain Sand



NEW Hickory



NEW Russet

	thickness	pcs. per s.f.	s.f. per strap	pcs. per cube	s.f. per cube	s.f. per truck	lbs. per cube
9" x 9" (A)	2 3/8"	-	-	60 (A)	98	1666	2352
6" x 9" (B)				60 (B)			
6" x 6" (C)				90 (C)			
3" x 6" (D)				90 (D)			
				300 (A+B+C+D)			

Sizes shown are nominal. Products are made to fit metric modules. Refer to Part 2: Technical Guide for additional size, color and packaging information.

Random is designed to be installed randomly or in a non-repeating pattern. Review all laying information on page 100.

Hanover's blended colors consist of several shades and will include some blended and some solid pieces.

Please Note: For ease of installation, it is suggested that the 3" x 6" pieces be cut in half to create 3" x 3" pieces to fill any spaces created by the installation design.

Shown in Chocolate/Tan Blend and Tan/Charcoal Blend





## Appian® Prest® Brick Natural Finish

Hanover's Appian® Prest® Brick with Natural finish adds a cobbled charm to any paving project. With antiqued top edges, square, rectangular and wedge brick shapes are available in several blended colors. Wedge shaped pavers form circles of various sizes. Curves, arcs and circles create interest and focus attention to a particular area of the project. The Appian® System is also available with a Tumbled or Chiseled finish. Color blends can also be combined during installation giving each project its own unique look.

**44** Appian® 6" x 6" and 6" x 9" Natural Finish  
The nominal 6"x 6" and 6"x 9" can be laid separately or mixed to create interesting designs.

**46** Appian® Mixed Natural Finish  
Excellent for creating curved walkways and paths, Appian® Mixed with Natural finish is made up of 3 bricks. Mixed can be used in combination with the 6" x 9" or fill in areas around the Appian® Circle.

**48** Appian® Random Natural Finish  
Consisting of four sizes, Appian® Random with Natural finish has a larger scale giving the installation a slightly bolder, natural stone effect.

**50** Appian® Circle Natural Finish  
Hanover's Appian® Circle with Natural finish simplifies installation by providing a paver which maintains close joints and has little waste.

Also included in the Appian® style of Prest® Brick is the Appian® Fan with Natural finish. This shape is a nonstock item and is available upon special request when quantities permit.

Shown in Chocolate/Tan Blend



Shown in Charcoal and Natural/Charcoal Blend



Shown in Natural/Charcoal Blend





## Appian® 6" x 6" & 6" x 9" Prest® Brick Natural Finish



6" x 9" x 2 3/8"



6" x 6" x 2 3/8"

Shown in Russet. Packaged separately.



Natural/Charcoal Blend



Charcoal



Chocolate/Tan Blend



Tan/Charcoal Blend



NEW Hickory



NEW Russet

	thickness	pcs. per s.f.	s.f. per strap	pcs. per cube	s.f. per cube	s.f. per truck	lbs. per cube
6" x 6"	2 3/8"	3.64	13.75	350	96.25	1540	2795
6" x 9"	2 3/8"	2.42	20.7	250	103.5	1552.5	2965

Sizes shown are nominal. Products are made to fit metric modules. Refer to Part 2: Technical Guide for additional size, color and packaging information.

Sizes can be laid together or individually.

A 3" thickness is available on special order when quantities permit.

Hanover's blended colors consist of several shades and will include some blended and some solid pieces.

Shown in Tan/Charcoal Blend



Shown in  
Tan/Charcoal Blend



Shown in Tan/Charcoal Blend





# Appian® Mixed Prest® Brick Natural Finish



6" x 6" x 2 3/8"  
(A)



4" x 6" x 2 3/8"  
(B)



3" x 6" x 2 3/8"  
(C)

Shown in Natural/Charcoal Blend.



Natural/Charcoal Blend



Tan/Charcoal Blend



Chocolate/Tan Blend



NEW Hickory



NEW Russet

	thickness	pcs. per s.f.	s.f. per strap	pcs. per cube	s.f. per cube	s.f. per truck	lbs. per cube
6" x 6" (A)	2 3/8"	-	-	150 (A)	101	1616	2865
4" x 6" (B)				210 (B)			
3" x 6" (C)				120 (C)			
				480 (A+B+C)			

Sizes shown are nominal. Products are made to fit metric modules. Refer to Part 2: Technical Guide for additional size, color and packaging information.

Mixed is designed to be installed randomly or in a non-repeating pattern.

A 3" thickness is available on special order when quantities permit.

Hanover's blended colors consist of several shades and will include some blended and some solid pieces.

Shown in Tan/Charcoal Blend



Shown in Chocolate/Tan Blend



Shown in Natural/Charcoal Blend





# Appian® Random Prest® Brick Natural Finish



9" x 9" x 2 3/8" (A)



6" x 9" x 2 3/8" (B)



6" x 6" x 2 3/8" (C)



3" x 6" x 2 3/8" (D)

Shown in Hickory.



Natural/Charcoal Blend



Tan/Charcoal Blend



Chocolate/Tan Blend



NEW Hickory



NEW Russet

	thickness	pcs. per s.f.	s.f. per strap	pcs. per cube	s.f. per cube	s.f. per truck	lbs. per cube
9" x 9" (A)	2 3/8"	-	-	60 (A)	98	1666	2352
6" x 9" (B)				60 (B)			
6" x 6" (C)				90 (C)			
3" x 6" (D)				90 (D)			
				300 (A+B+C+D)			

Sizes shown are nominal. Products are made to fit metric modules. Refer to Part 2: Technical Guide for additional size, color and packaging information.

Random is designed to be installed randomly or in a non-repeating pattern. Review all laying information on page 100.

Hanover's blended colors consist of several shades and will include some blended and some solid pieces.

Please Note: For ease of installation, it is suggested that the 3" x 6" pieces be cut in half to create 3" x 3" pieces to fill any spaces created by the installation design.



Shown in Natural/Charcoal Blend



Shown in Chocolate/Tan Blend and Tan/Charcoal Blend



Shown in Tan/Charcoal Blend





## Appian® Circle Prest® Brick Natural Finish



Shown in Tan/Charcoal Blend.



Natural/Charcoal Blend



Tan/Charcoal Blend



Chocolate/Tan Blend



NEW Hickory



NEW Russet

	thickness	pcs. per s.f.	s.f. per sftap	pcs. per cube	s.f. per cube	s.f. per truck	lbs. per cube
Circle 1 - 11' circle or 2 - 8' circles	2 3/8"	-	-	530	108	1620	3080

Sizes shown are nominal. Products are made to fit metric modules. Refer to Part 2: Technical Guide for additional size, color and packaging information.

Hanover's blended colors consist of several shades and will include some blended and some solid pieces.

Hanover® can provide the Appian® Fan with Natural Finish as part of a custom order when quantities permit. Contact Hanover® for more details.



Shown in Chocolate/Tan Blend





## Bullnose Coping

Hanover® Bullnose Coping has a specially rounded side, designed to act as an exposed edge when a hard corner may not be suitable. Sized at 6" x 12" x 2 3/8", it is perfect for pool coping, the front edge of steps and as an alternative accent for driveways and walkways.

Hanover® offers Bullnose Coping with Tumbled finish. Bullnose Coping is available in several color blends to match or contrast the rest of the paving project and can be adhered with a concrete bonding agent or mortared in place.

**54** Bullnose Coping Natural Finish  
Hanover's original Bullnose Coping is produced with a Natural Finish.

**55** Bullnose Coping Tumbled Finish  
Hanover® Bullnose Coping can also be produced with a Tumbled finish when a more worn look is desired.

# Bullnose Coping Natural Finish



6" x 12" x 2 3/8"

Shown in Chocolate/Tan Blend



Natural/Charcoal Blend



Charcoal



Chocolate/Tan Blend



Tan/Charcoal Blend



South Mountain Sand

	thickness	pcs. per s.f.	s.f. per strap	pcs. per cube	s.f. per cube	s.f. per truck	lbs. per cube
6" x 12"	2 3/8"	2	22.5	180	90	1800	2210

Sizes shown are nominal. Products are made to fit metric modules. Refer to Part 2: Technical Guide for additional size, color and packaging information.

Hanover's blended colors consist of several shades and will include some blended and some solid pieces.

Shown in Chocolate/Tan Blend



Shown in South Mountain Sand with a Tumbled Finish



## Bullnose Coping Tumbled Finish



6" x 12" x 2 3/8"

Shown in South Mountain Sand.



Chocolate/Tan Blend



South Mountain Sand

	thickness	pcs. per s.f.	s.f. per strap	pcs. per cube	s.f. per cube	s.f. per truck	lbs. per cube
6" x 12"	2 3/8"	2	22.5	180	90	1800	2210

Sizes shown are nominal. Products are made to fit metric modules. Refer to Part 2: Technical Guide for additional size, color and packaging information.

Hanover's blended colors consist of several shades and will include some blended and some solid pieces.

Shown in South Mountain Sand with a Natural Finish



Shown in NEW Antique Red





## Hanover® PlankStone®

Replicating the look of classic wood board decking, Hanover's PlankStone® introduces a completely new look for modular paving. PlankStone® is now available in 3 lengths – 8 13/16", 17 5/8" and 23 1/2". All pieces are 2 7/8" wide with a 4" thickness. Pieces can be laid horizontally, vertically or in alternating directions. Different lengths can be combined or installed alone creating endless installation designs.

Hidden spacers allow for sand joint interlock. Suggested for pedestrian use only, Hanover® PlankStone® is stocked in NEW Hickory, NEW Antique Red and Natural/Charcoal Blend with a Natural finish.

**58** Hanover® PlankStone®  
Available in 3 lengths, Hanover's PlankStone® can be laid together or separately to create different effects.

Shown in Natural/Charcoal Blend



Shown in Natural/Charcoal Blend



Shown in NEW Hickory





## PlankStone® Natural Finish



2 7/8" x 8 13/16" x 4"



2 7/8" x 17 5/8" x 4"



2 7/8" x 23 1/2" x 4"

Shown in Hickory. Sizes packaged separately.



Natural/Charcoal Blend



NEW Hickory



NEW Antique Red

	thickness	pcs. per s.f.	s.f. per strap	pcs. per cube	s.f. per cube	s.f. per truck	lbs. per cube
2 7/8" x 23 1/2"	4"	2	-	70	35	980	1596
2 7/8" x 17 5/8"	4"	2.67	-	140	52.43	996.17	2370
2 7/8" x 8 13/16"	4"	5.33	-	280	52.53	998.07	2420

Sizes shown are nominal. Products are made to fit metric modules. Refer to Part 2: Technical Guide for additional size, color and packaging information.

PlankStone® is suggested for pedestrian use only.

Sizes can be laid together or individually.

Hanover's blended colors consist of several shades and will include some blended and some solid pieces.

4" x 8" Natural Finish shown in Tan





## Traditional® Prest® Brick

Hanover® Traditional® Prest® Brick are rectangular or square in shape. Rectangular pavers are the foundation of our interlocking brick. Natural Finish and Square Edge finish are stocked in the 4" x 8" size. Each brick is uniform in size, permitting easy installation of any paving design. Additional sizes are available as part of a custom order. The various sizes permit a break in installation design when mixed or a tailored look when they are installed alone.



62  
Natural Finish



66  
Square Edge Finish

Shown in Red/Charcoal Blend





## Traditional® Prest® Brick Natural Finish

With a beveled top edge, Hanover's Traditional® Prest® Brick with Natural finish are rectangular or square in shape. They are stocked in a 4" x 8" size with a standard 2<sup>3</sup>/<sub>8</sub>" thickness. Some colors are also stocked in a 3" thickness. Additional Traditional® sizes are also available as part of a custom order.

Each brick is uniform in size, permitting easy installation of any paving design. Installing various sizes together creates a more contemporary paving design while installing individual sizes alone creates a more classic, tailored look. Stocked with a Natural finish, combining several colors and sizes can provide endless design opportunities.

**64** Traditional® 4" x 8" Natural Finish  
The Traditional® 4" x 8" brick with Natural finish is Hanover's most versatile brick. It can be installed in many different designs or used as an edge detail for other styles of concrete pavers.

Also included in the Traditional® style of Prest® Brick are the 4" x 4", 6" x 6", 6" x 12", 8" x 8" and 12" x 12" with Natural finish. These sizes are nonstock items and are available upon special request when quantities permit.

Shown in NEW Chestnut



Shown in Limestone Gray and Charcoal



Shown in Quarry Red





## Traditional® 4" x 8" Prest® Brick Natural Finish



4" x 8" x 2 3/8"

Shown in Chestnut.



Quarry Red



Red/Charcoal Blend



Limestone Gray



Tan/Charcoal Blend



Red 15



Natural/Charcoal Blend



Tan



Chocolate/Tan Blend\*



Charcoal\*



NEW Hickory



NEW Russet



NEW Chestnut

\* Also stocked in 3" thickness

	thickness	pcs. per s.f.	s.f. per strip	pcs. per cube	s.f. per cube	s.f. per truck	lbs. per cube
4" x 8"	1 1/2"	4.5	24.89	672	149.34	2688.12	2520
	2 3/8"	4.5	20	540	120	1680	3260
	3"	4.5	16	432	96	1248	3410

Sizes shown are nominal. Products are made to fit metric modules. Refer to Part 2: Technical Guide for additional size, color and packaging information.

Hanover's blended colors consist of several shades and will include some blended and some solid pieces.

Shown in Russet





## Traditional® Prest Brick Square Edge Finish

Traditional® Prest® Brick with Square Edge finish offers the classic appearance of clay brick pavers. By incorporating rich colors and non-beveled edges, a clay look is achieved while maintaining the desired qualities of concrete brick pavers. With high compressive strengths and low water absorption, Prest® Brick with Square Edge finish are the stronger, more economic choice.

They are stocked with a 2 3/8" thickness in Russet. Hanover's Russet was developed by blending multiple colors, resulting in rich colors similar to clay brick pavers. Competitor products typically use only two colors.

**70** Traditional® 4" x 8" Square Edge Finish Available in Russet, the Traditional® 4" x 8" Prest® Brick with Square Edge Finish replicate the look of classic clay brick with the qualities of concrete.

All shown in Russet





Traditional® 4" x 8" Prest® Brick  
Square Edge Finish



4" x 8" x 2 3/8"

Shown in Russet.



Russet

	thickness	pcs. per s.f.	s.f. per strap	pcs. per cube	s.f. per cube	s.f. per truck	lbs. per cube
4" x 8"	2 3/8"	4.5	20	540	120	1680	3260

Sizes shown are nominal. Products are made to fit metric modules. Refer to Part 2: Technical Guide for additional size, color and packaging information.

Hanover's blended colors consist of several shades and will include some blended and some solid pieces.

Shown in Natural





## Permeable Paving Units

The need for a pervious concrete paving unit that allows water to permeate the soil has become increasingly important. With more and more paved areas such as streets, parking lots and sidewalks, rainwater has little opportunity to filtrate into the soil. Municipalities now require that stormwater runoff be managed and retained.

Hanover's Permeable Paving Units allow for stormwater drainage, managing excessive runoff. Benefits of using permeable pavers are numerous.

- Erosion and stormwater runoff are reduced
- Land-use is increased
- Water quality is improved
- Drainage and Retention System costs are reduced
- Access for underground repairs is permitted

**72** EcoGrid®  
EcoGrid® provides 37% open space for drainage aggregate or soil for grass turf. EcoGrid® has the largest percentage of open space in the industry, allowing the most opportunity for water to permeate into the sub-soil.

**74** Permeable 4 1/2" x 9"  
Meeting ADA standards, the Permeable 4 1/2" x 9" will provide the project with 5.8% open space allowing water to be infiltrated at a rate of 7" to 8" per hour based on proper installation methods.

Also included in Hanover's Permeable Paving Units line are the Aqua-Loc®, Permeable 4 1/2" x 9" Scored, Permeable 3 1/4" x 18", Permeable 12" x 18" and Permeable 4" x 8". These are nonstock items and are available upon special request when quantities permit.

All shown in Natural





11 3/4" x 11 3/4" x 4"

Shown in Natural.



Natural

	thickness	pcs. per s.f.	s.f. per strap	pcs. per cube	s.f. per cube	s.f. per truck	lbs. per cube
11 3/4" x 11 3/4"	4"	1	21	84	84	1512	2436

Sizes shown are nominal. Products are made to fit metric modules. Refer to Part 2: Technical Guide for additional size, color and packaging information.

Hanover's blended colors consist of several shades and will include some blended and some solid pieces.

Shown in Charcoal



Shown in Limestone Gray



Shown in Limestone Gray





Permeable® 4 1/2" x 9"




4 5/8" x 9 1/4" x 3"

Shown in Limestone Gray.



Limestone Gray



Charcoal

	thickness	pcs. per s.f.	s.f. per strap	pcs. per cube	s.f. per cube	s.f. per truck	lbs. per cube
4 5/8" x 9 1/4"	3"	3.39	18.86	320	94.3	1320.2	3200

Sizes shown are nominal. Products are made to fit metric modules. Refer to Part 2: Technical Guide for additional size, color and packaging information.

The Permeable 4 1/2" x 9" is ADA compliant.

Shown in Canyon Blend





## Garden and Landscape Walls

Hanover's Garden and Landscape Walls can add beauty, charm and value to your landscaping. Walling can add so much to the landscaping theme. It adds detail and interest to the project, as well as, plant and bedding areas. Manufactured from high density concrete to obtain compressive strengths equal to natural stone, Hanover's walls have low water absorption to ensure a long lasting installation. Hanover® has researched unique aggregate and color blending so that the pieces truly become natural stone walling.

- 78** **Chapel Stone® Garden Walling**  
The natural stone characteristics of Chapel Stone® Garden Walling lend it to a large variety of uses from surrounding a patio to creating a planter bed.
- 80** **Chapel Stone® Pillar Cap**  
Chapel Stone® Pillar Cap is stocked in a 30" x 30" x 2 1/2" in three color blends.
- 80** **Chapel Stone® Step Block**  
Recently redesigned, Chapel Stone® Step Block now has a pitched face and a SlateFace® top surface.
- 82** **Chapel Stone® Radius**  
Chapel Stone® Radius allows the walling to bend and curve with the landscaping and architecture.
- 84** **Hanover® Firepit Kits**  
Two kits are available – a round Firepit Kit constructed with Chapel Stone® and a square Firepit Kit constructed with Ammon's Wall®.
- 86** **Ammon's Wall®**  
Sized at 8" x 12" x 4", Hanover's Ammon's Wall® blocks can be laid in any direction to create a natural random pattern.
- 88** **Hanover® Edgers**  
Hanover® Edgers are the perfect border choice for separating a yard or walkway from adjoining planting beds.

Shown in Canyon Blend



Shown in Gray Blend



Shown in Tan Blend





## Chapel Stone® Garden Walling



Full Stone



Three Quarter Stone



Half Stone



Quarter Stone

Shown in Tan Blend with 6" height. 3" height is also available.



Wall Cap

Shown in Tan Blend. Packaged separately.



Gray Blend



Tan Blend



Russet Blend



Canyon Blend

	thickness	pcs. per s.f.	s.f. per strap	pcs. per cube	s.f. per cube	s.f. per truck	lbs. per cube
Garden Walling	2 <sup>13</sup> / <sub>16</sub> "	-	-	-	30	420	3100
	5 <sup>5</sup> / <sub>8</sub> "	-	-	-	30	420	3100
Wall Caps 12" x 12"	3"	1	-	96	96	1248	3450

Sizes shown are nominal. Products are made to fit metric modules. Refer to Part 2: Technical Guide for additional size, color and packaging information.

Garden Walling is packaged with randomly sized lengths (6", 12" and 18" and 24"). Pieces are made with return ends for corners on 6", 12" and 18" lengths.

Two heights are available - 3" and 6". Heights are packaged separately.

Wall Caps are packaged separately.

Hanover's blended colors consist of several shades and will include some blended and some solid pieces.

Garden and landscape walls can be laid as dry walls or as mortared walls up to 3 feet high with proper installation methods. Freestanding walls should not exceed 3 feet in height. Retaining walls and walls with elevations beyond 3 feet must also employ proper installation methods and may require engineering design. Chapel Stone® is not meant as a highway retaining wall. Contact Hanover® for proper installation methods.

Step Block shown in Chocolate, Sand and Gray



Shown in Canyon Blend with Sand Pillar Caps



Shown in Gray Blend with Sand Pillar Caps





## Chapel Stone® Pillar Cap & Step Block



29 3/4" x 29 3/4" x 2 1/2"

Pillar Cap shown in Sand.



Chocolate



Gray



Sand

	thickness	pcs. per s.f.	s.f. per strap	pcs. per cube	s.f. per cube	s.f. per truck	lbs. per cube
29 3/4" x 29 3/4"	2 1/2"	-	-	10	62.5	-	1700

Sizes shown are nominal. Products are made to fit metric modules. Refer to Part 2: Technical Guide for additional size, color and packaging information.

Hanover's blended colors consist of several shades and will include some blended and some solid pieces.



Chapel Stone® Step Block

Pillar Cap shown in Chocolate. Stocked in the colors shown above. - Chocolate, Sand and Gray

	thickness	pcs. per s.f.	s.f. per strap	pcs. per cube	s.f. per cube	s.f. per truck	lbs. per cube
Step Block 18" x 24"	5 5/8"	-	-	7	21	-	1350
Step Block 18" x 36"	5 5/8"	-	-	7	31.5	-	2042

Sizes shown are nominal. Products are made to fit metric modules. Refer to Part 2: Technical Guide for additional size, color and packaging information.

Shown in Tan Blend



Shown in Tan Blend



Shown in Gray Blend





## Chapel Stone® Radius



18" Radius



12" Radius



6" Radius



6" Radius

Shown in Tan Blend with 6" height. 3" height is also available.



Gray Blend



Tan Blend



Russet Blend



Canyon Blend

	thickness	s.f. per cube	s.f. per truck	lbs. per cube
Garden Walling Radius	2 <sup>13</sup> / <sub>16</sub> "	30	450	2925
	5 <sup>5</sup> / <sub>8</sub> "	30	450	2925

Sizes shown are nominal. Products are made to fit metric modules. Refer to Part 2: Technical Guide for additional size, color and packaging information.

Two heights are available - 3" and 6". Heights are packaged separately.

Hanover's blended colors consist of several shades and will include some blended and some solid pieces.

Garden and landscape walls can be laid as dry walls or as mortared walls up to 3 feet high with proper installation methods. Freestanding walls should not exceed 3 feet in height. Retaining walls and walls with elevations beyond 3 feet must also employ proper installation methods and may require engineering design. Chapel Stone® is not meant as a highway retaining wall. Contact Hanover® for proper installation methods.

# Ammon's Wall® Firepit Kit - Square



48" square approx., 16" high approx.

Shown in South Mountain Sand.



Chocolate/Tan Blend



Gettysburg Gray



South Mountain Sand



NEW Hickory



NEW Russet Blend

## Ammon's Wall® Firepit Kit Square Contents:

- 54 Ammon's Wall® Units
- 40 FireBrick (yellow bricks inside)
- 1 Stainless Steel Grate
- 1 Steel Insert

Concrete Adhesive is sold separately; 4 - 5 10 oz. tubes are needed per kit.

Shown in South Mountain Sand



Shown in South Mountain Sand



Scan to view  
installation  
video.



Scan to view  
printable  
installation  
instructions.

Shown in Canyon Blend



## Chapel Stone® Firepit Kit - Round



48" outside diameter approx., 14" high approx.

Shown in Canyon Blend.



Gray Blend



Tan Blend



Russet Blend



Canyon Blend

Shown in Canyon Blend



### Chapel Stone® Firepit Kit Round Contents:

- 60 Chapel Stone® Units 2 13/16"
- 1 Stainless Steel Grate
- 1 Steel Insert
- 36 FireBrick (yellow bricks inside)
- 8 FireBrick Wedges
- 1 FireBrick 4 x 4
- 1 FireBrick 2 x 8

Concrete Adhesive is sold separately; 4 - 5 10 oz. tubes are needed per kit.



Scan to view installation video.




Scan to view printable installation instructions.

Shown in Gettysburg Gray



Shown in South Mountain Sand



Shown in South Mountain Sand





# Ammon's Wall®



8" x 12" x 4"

Shown in Chocolate/Tan Blend.



Chocolate/Tan Blend



Gettysburg Gray



South Mountain Sand



NEW Hickory



NEW Russet Blend

	thickness	face ft./cube		pcs./face ft.		pcs./cube	pcs./strap	lbs. per cube
8" x 12"	4"	21.3 (12")	32 (8")	3 - 4.5 (8") (12")		96	24	2892.48

Sizes shown are nominal. Products are made to fit metric modules. Refer to Part 2: Technical Guide for additional size, color and packaging information.

Hanover's blended colors consist of several shades and will include some blended and some solid pieces.

21.3 face feet/cube is based on creating a 12" solid wall.  
 32 face feet/cube is based on creating a 8" solid wall.

# Brigade Edger



3 1/2" x 15 1/2" x 5"

Shown in Chocolate/Tan Blend.



Chocolate/Tan Blend



Natural/Charcoal Blend

Please Note: Photos are shown for color selection only; not for texture or size.

	thickness	l.f. per layer	pcs. per cube	l.f. per cube	l.f. per truck	lbs. per cube
3 1/2" x 15 1/2"	5"	23.25	90	116.25	3138.75	1685

Sizes shown are nominal. Products are made to fit metric modules. Refer to Part 2: Technical Guide for additional size, color and packaging information.

Hanover's blended colors consist of several shades and will include some blended and some solid pieces.

Shown in Chocolate/Tan Blend



Shown in Natural/Charcoal Blend



Shown in Natural/Charcoal Blend



## Garrison Edger



3 1/2" x 11 1/2" x 5"



3 1/2" x 7 1/2" x 5"

Shown in Natural/Charcoal Blend.  
Sizes packaged together.



Chocolate/Tan Blend



Natural/Charcoal Blend

Please Note: Photos are shown for color selection only;  
not for texture or size.

	thickness	i.f. per layer	pcs. per cube	i.f. per cube	i.f. per truck	lbs. per cube
3 1/2" x 11 1/2"	5"	22.75	60	113.75	2730	1912
3 1/2" x 7 1/2"			90			

Sizes shown are nominal. Products are made to fit metric modules.  
Refer to Part 2: Technical Guide for additional size, color and pack-  
aging information.

Hanover's blended colors consist of several shades and will  
include some blended and some solid pieces.

Shown in Natural/Charcoal Blend



Shown in Tennessee Flagstone





## Prest® Pavers for the Home

Hanover® Prest® Pavers make the perfect addition to any home or landscape. They are ideal for sidewalks, patios, garden paths and pool decks. A paved area can blend with or contrast any surrounding area depending on the desired effect. Available in many colors and sizes, they provide the ability to create many interesting paving designs. Hanover® Prest® Pavers are manufactured to the highest standards in the industry. They are of superior quality for the finest of homes and bring a new design dimension to any project.

**92** Prest® Pavers for the Home  
Produced from the finest quality raw materials, Hanover® Prest® Pavers are manufactured to the highest standards in the industry.

**94** SlateFace® Pavers for the Home  
With an irregular top surface, the SlateFace® Paver has been designed to reproduce the texture, color and appearance of natural slate.

Shown in Natural and Limestone Gray



Shown in Natural




Shown in Tan





## Prest® Pavers for the Home



12" x 12"



12" x 24"



18" x 18"



24" x 24"

Shown in Charcoal with Tudor® Finish.  
Packaged separately.



Natural



Quarry Red



Charcoal



Limestone Gray



Tan

	thickness	s.f. per pc.	pcs. per cube	s.f. per cube	s.f. per truck	lbs. per cube
12" x 12"	2"	1	88	88	1848	2200
12" x 24"	2"	2	44	88	1848	2200
18" x 18"	2"	2.25	44	99	1782	2475
24" x 24"	2"	4	22	88	1848	2200

Sizes shown are nominal. Products are made to fit metric modules. Refer to Part 2: Technical Guide for additional size, color and packaging information.

Shown in BlueStone



Shown in Tennessee Flagstone



Shown in BlueStone





## SlateFace® Paver



24" x 24"

Shown in BlueStone. Available sizes shown below.



Tennessee Flagstone



BlueStone

Color photos shown above are a representation of possible color blend and texture. The actual product may vary. Hanover's blended colors consist of several shades and will include some solid and some blended pieces.

	thickness	s.f. per pc.	pcs. per cube	s.f. per cube	s.f. per truck	lbs. per cube
12" x 12"	1 3/4"	1	100	100	2000	2200
12" x 18"	1 3/4"	1.5	100	150	2100	3300
12" x 24"	1 3/4"	2	50	100	2000	2200
18" x 18"	1 3/4"	2.25	50	112.5	2000	2475
18" x 24"	1 3/4"	3	25	75	2025	1650
24" x 24"	1 3/4"	4	25	100	2000	2200
24" x 36"	1 3/4"	6	25	150	2100	3300

Sizes shown are nominal. Products are made to fit metric modules. Refer to Part 2: Technical Guide for additional size, color and packaging information.

Sizes are packaged separately.

Hanover's blended colors consist of several shades and will include some blended and some solid pieces.

Due to the irregular surface and square edges of the SlateFace® Paver, paver to paver surface will not always be flush. Height variance is typical and should be expected.

Shown in Tennessee Flagstone



Shown in BlueStone



Shown in BlueStone



# Part 2 : Technical Guide

One advantage of concrete unit paving is the variety of shapes and sizes available. The correct product shape, size, and laying design selection are far more critical in a vehicular application than a pedestrian application. The size, shape, thickness of the paver, and the laying design are among the first considerations. The correct setting bed, base, edge restraint, and product are equally important. Each project is unique.

Part 2 consists of various technical information such as installation guidelines and designs, accessory information, frequently asked questions, and product and packaging information. This information is provided to make the ordering and installation process easier.

Whether you are creating a large driveway or a small garden walkway, Hanover® stands ready to assist you with any sized project. Our representatives will listen to your project ideas and explain the endless possibilities Hanover® has to offer.

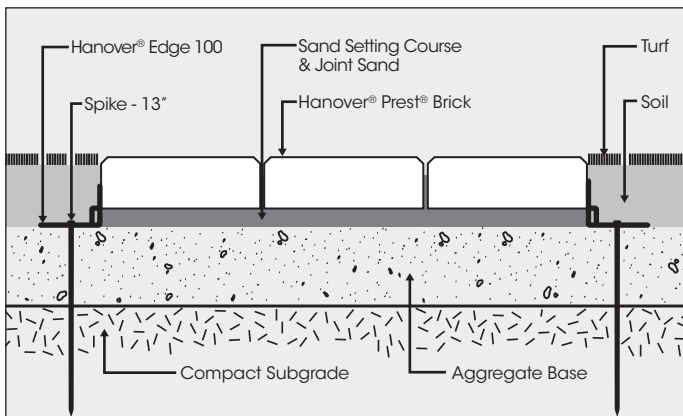
- 99 Brick & Paver Installation Guidelines
- 100 Installation Designs
- 104 Tools and Accessories
- 105 Base Material Chart
- 106 Frequently Asked Questions
- 107 Efflorescence
- 108 Single vs. Double Mix
- 109 Garden Walling Installation Guidelines
- 112 Product & Packaging Information
- 118 Calculations and Techniques
- 119 Notes



# Installation Guidelines for Prest® Brick & Prest® Pavers

## Installing Prest® Brick:

1. Remove the sod and soil to a depth of approximately 7 inches.
2. Replace the soil with approximately 4 inches of crusher run (compactible material which ranges in size from 3/4" to dust) for pedestrian and 6-8 inches of crusher run for low speed, residential vehicular applications.\* This will effect the depth of excavation. Compact and level the base, leaving a very slight grade away from the house. This provides a firm base for the pavers and water drainage from your home's foundation. Compact the base and provide a slope of 1% to 2% (1/8" to 1/4") away from foundation.
3. Now spread 1" coarse, angular sand conforming to ASTM C33 (ie: concrete sand, the type of sand used for the fabrication of concrete) over completed base using a straight edge to level. Work with as large of an area as possible at one time. Carefully level the setting bed for it will determine the success of your installation. Establish elevations so bricks lay 1/4" higher than the finished height. The tamping process which follows will create about a 1/4" surcharge. Now you are ready to install your Prest® Brick according to the design you have chosen. For best results, Prest® Brick can be installed from several cubes at one time. Take product from the ends rather than layer by layer.
4. Pavers should be installed maintaining a maximum 1/16" joint as provided by the spacer rib and must be contained by the use of an edge restraint placed along the perimeter. Spikes for the edge restraint should be installed into the compacted crusher run; not soil. Edge restraints are available from Hanover® Architectural Products. Once the bricks are laid in place and all cuts are finished, place the edge restraint around the installed pavers and then apply joint sand (sharp angular sand,



concrete sand, or sand with joint stabilizer). Be sure there is sand over the surface of the bricks prior to using a vibrating plate compactor to prevent surface scratches as you vibrate the bricks into the sand bed. The final step is to sweep sand into the 1/16" open joints and vibrate a second time.

**\*For Low Speed Vehicular Applications Using Prest® Brick:** Hanover® Prest® Brick can be used for low speed limited vehicular traffic where the frequency of vehicles is of low volume. The product style, thickness, laying design, setting bed, and base must be appropriate for the type of application. To help minimize pathing where vehicles travel over the same area continually, raking cement into the base approximately 6' in front of the garage will help reduce the potential for pathing. Please contact a Hanover® representative for recommendations.

## Installing Prest® Pavers:

Hanover® Prest® Pavers can be installed for a variety of residential and commercial pedestrian applications. They are ideal for patios, pool areas or walkways. A variety of sizes offers flexibility of the pavement design.

Pavers should be installed maintaining a maximum 1/8" joint and must be contained by the use of an edge restraint. To install Patio Pavers, SlateFace® Pavers or Brickface® Pavers for residential use, follow the guidelines for Prest® Brick, except DO NOT tamp the pavers into place with a vibrating compactor. These pavers DO NOT require vibration. Also, none of the Prest® Paver styles are appropriate for any vehicular applications, regardless of the size of the vehicle or frequency of the traffic.

Commercial applications will require examination of the project requirements and the appropriate Prest® Paver size and thickness. Base preparation, edge restraint and their specifications are also important and must be given consideration. An architect, landscape architect and/or structural engineer should be consulted to develop a specification for the individual project.

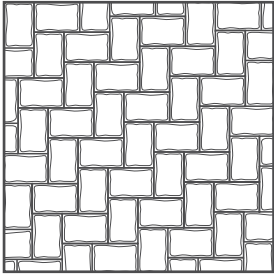


### Please Note:


Pavers with profiled tops are most susceptible to harm from plate compactors. These pavers have high and low points molded into the surface, which prevent the equipment from riding flat and subject the high points to potential scuffs. However, even smooth, flat surfaces can be harmed with improper usage or the existence of debris on the plate. To help minimize the scuffing of the profiled surface, it is important to have adequate sand on the surface prior to tamping. Hanover® recommends the use of a plate tamper with a rubber mat attachment.

# Installation Designs

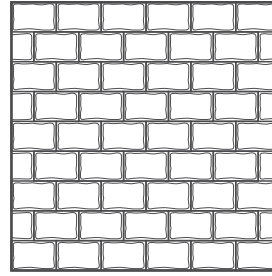
## Appian® Installation Designs



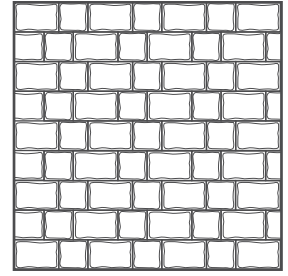
6" x 9" 90° Herringbone




6" x 9" 45° Herringbone



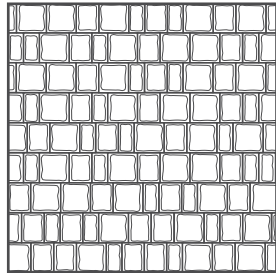
6" x 9" Running Bond




6" x 6" & 6" x 9" Appian® D  
40% 6" x 6", 60% 6" x 9" sf needed



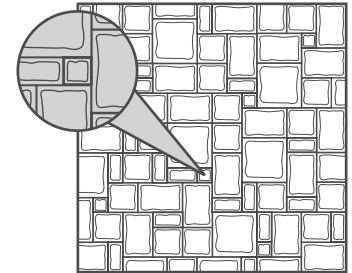
6" x 6" & 6" x 9"  
90° Herringbone  
25% 6" x 6", 75% 6" x 9" sf needed




3" x 6", 4" x 6", 6" x 6"  
Appian® Mixed\*  
sizes are packaged together.




Appian® Circle  
1 cube = 1-11" circle or 2-8" circles



3" x 6", 6" x 6", 6" x 9", 9" x 9"  
Appian® Random\*\*  
sizes are packaged together.



6" x 6" & 6" x 9" Appian® "K"  
25% 6" x 6", 75% 6" x 9" sf needed



Mixed & 6" x 9"  
Appian® Modified "K"\*\*\*  
2 parts mixed : 1 part 6" x 9"

These colors were used to help show the repeating design of the Appian® K and the Appian® Modified K.

\* The installation design shown may require adjustments to avoid running short of particular sizes. It may be necessary to alter the installation design to accommodate all of the sizes in the correct proportion to make use of all materials.

\*\* For ease of installation, it is suggested that the 3" x 6" pieces be cut in half to create 3" x 3" pieces to fill any spaces created by the laying design.

\*\*\* The Appian® Modified "K" uses the Appian® Mixed and Appian® 6" x 9" bricks. Two parts Appian® Mixed and one part 6" x 9" will be used. This design can easily be achieved by occasionally replacing the 6" x 9" with two 4" x 6" or one 3" x 6" and one 6" x 6".

## Appian® Installation Design Calculations for designs including the 6" x 6" and 6" x 9" :

Calculations shown are based on a 1000 sf project.

### Herringbone Ratio for 6" x 6" and 6" x 9"

75% of the Order Quantity is 6 x 9 and  
25% of the Order Quantity is 6 x 6

6 x 6's  
1,000.00 SF x 25% = 250.00 SF  
250.00 SF / 13.75 SF per Strap = 18.18 Straps  
Round Up to 19 Straps  
19 Straps x 13.75 SF = 261.25 SF

6 x 9's  
1,000.00 SF x 75% = 750.00 SF  
750.00 / 20.70 SF per Strap = 36.23 Straps  
Round Up to 37 Straps  
37 Straps x 20.70 SF = 765.90 SF

261.25 SF + 765.90 SF = 1027.15 SF

### Appian K Ratio for 6" x 6" and 6" x 9"

75% of the Order Quantity is 6 x 9 and  
25% of the Order Quantity is 6 x 6

6 x 6's  
1,000.00 SF x 25% = 250.00 SF  
250.00 SF / 13.75 SF per Strap = 18.18 Straps  
Round Up to 19 Straps  
19 Straps x 13.75 SF = 261.25 SF

6 x 9's  
1,000.00 SF x 75% = 750.00 SF  
750.00 / 20.70 SF per Strap = 36.23 Straps  
Round Up to 37 Straps  
37 Straps x 20.70 SF = 765.90 SF

261.25 SF + 765.90 SF = 1027.15 SF

### Appian D Ratio for 6" x 6" and 6" x 9"

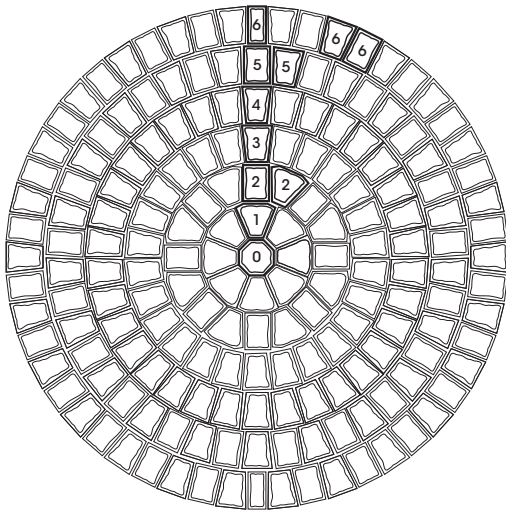
60% of the Order Quantity is 6 x 9 and  
40% of the Order Quantity is 6 x 6

6 x 6's  
1,000.00 SF x 40% = 400.00 SF  
400.00 SF / 13.75 SF per Strap = 29.09 Straps  
Round Up to 30 Straps  
30 Straps x 13.75 SF = 412.50 SF

6 x 9's  
1,000.00 SF x 60% = 600.00 SF  
600.00 / 20.70 SF per Strap = 28.99 Straps  
Round Up to 29 Straps  
29 Straps x 20.70 SF = 600.30 SF

412.50 SF + 600.30 SF = 1012.80 SF

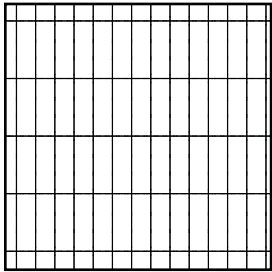
# Appian® Circle Installation Designs




An 11' circle will require rotating of the Large Circle Stones as the Three Quarter Stones are limited. It is normal to have some extra pieces left when forming the Appian® Circle. With either the 11' or 8' circle, extra brick may still be left over.

Circle 0	1	Center Stone	6.3"
Circle 1	8	Small Circle Stones	19.3"
Circle 2	8	Small Circle Stones	31.8"
	8	Three Quarter Stones	
Circle 3	26	Large Circle Stones	44.6"
Circle 4	34	Large Circle Stones	57.4"
Circle 5	21	Large Circle Stones	70.1"
	21	Three Quarter Stones	
Circle 6	26	Large Circle Stones	82.9"
	24	Three Quarter Stones	
	2	Half Stones	
Circle 7	30	Large Circle Stones	95.6"
	30	Three Quarter Stones	
Circle 7 completes an 8' circle.			
Circle 8	34	Large Circle Stones	
	33	Three Quarter Stones	108.4"
	1	Half Stone	
Circle 9	38	Large Circle Stones	
	38	Three Quarter Stones	120.7"
Circle 10	54	Large Circle Stones	
	28	Three Quarter Stones	133.5"
Circle 10 completes an 11' circle.			

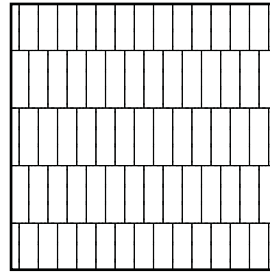
# Appalachia Installation Designs



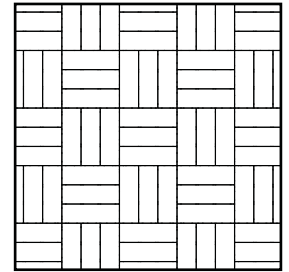
Stacked Bond




Running Bond




Running Bond



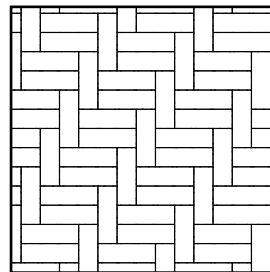
Basketweave



45° Herringbone

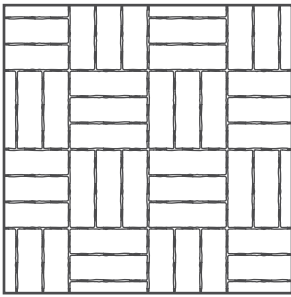


90° Herringbone




90° Herringbone  
Double Stacked

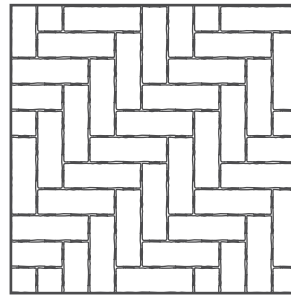
## Olde Hanover® Installation Designs




3" x 9" Basketweave



3" x 9" Running Bond




3" x 9" 90° Herringbone

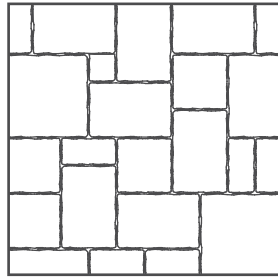


3" x 9" 45° Herringbone

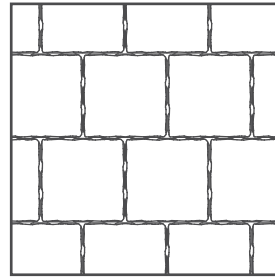
## Halifax® Flagstone Installation Designs



8" x 12", 8" x 8", 4" x 8"  
Halifax® Flagstone Mixed



Halifax® Flagstone  
Mixed and 12" x 12"



Halifax® Flagstone 12" x 12"  
Running Bond

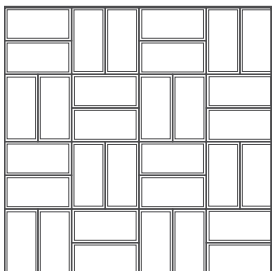


Pavers with profiled tops are most susceptible to harm from plate compactors. These pavers have high and low points molded into the surface, which prevent the equipment from riding flat and subject the high points to potential scuffs. However, even smooth, flat surfaces can be harmed with improper usage or the existence of debris on the plate. To help minimize the scuffing of the profiled surface, it is important to have adequate sand on the surface prior to tamping. Hanover® recommends the use of a plate tamper with a rubber mat attachment.


Before ordering make sure you have selected the correct proportion of 12" x 12" pieces according to the effect you wish to achieve. For ease of installation, it may be necessary to cut the 4" x 8" piece in half to fill spaces which the laying design created. Hand spacing of the half piece may be needed to maintain joint alignment.

Joints should be filled with a suitable polymeric sand which is specially formulated for the filling of wide joints when installing pavers. Unlike traditional sand, polymeric sand stays in place and remains stable; effectively resisting erosion caused by water, frost, wind, etc. Contact Hanover® for more information.


## Traditional® Installation Designs




4" x 8" Basketweave



4" x 8" 45° Herringbone




4" x 8" 90° Herringbone




4" x 8" Running Bond


# PlankStone® Installation Designs




Basketweave  
2 7/8" x 23 1/2"




Running Bond\*  
2 7/8" x 23 1/2", 2 7/8" x 17 5/8",  
2 7/8" x 8 13/16"




Running Bond\*  
2 7/8" x 23 1/2"




Running Bond\*  
2 7/8" x 23 1/2"




Basketweave  
2 7/8" x 17 5/8"




Basketweave  
2 7/8" x 17 5/8", 2 7/8" x 8 13/16"



90° Herringbone\*  
2 7/8" x 23 1/2"



45° Herringbone\*  
2 7/8" x 23 1/2"

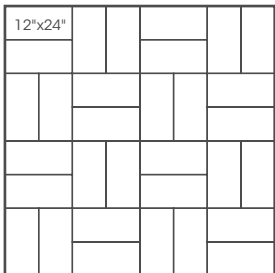


Basketweave  
2 7/8" x 8 13/16"

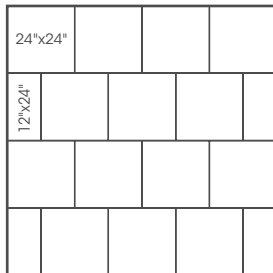
\* Running Bond and Herringbone designs can be achieved with any of the three PlankStone® sizes. PlankStone® is suggested for pedestrian use only.

DO NOT use a Plate Compactor over PlankStone® installations.

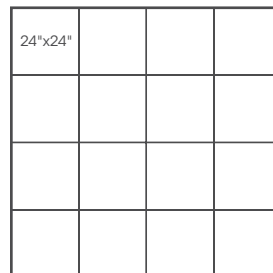
# Prest® Paver Installation Designs



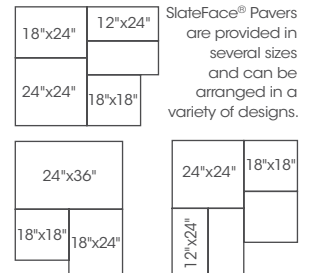
Basketweave



Running Bond



Stacked Bond



SlateFace® Designs

SlateFace® Pavers are provided in several sizes and can be arranged in a variety of designs.

DO NOT use a Plate Compactor over Prest® Pavers installations.

# Paver & Brick Tools and Accessories



## Hanover® Sealers

Unit pavers are designed to be a low maintenance investment. However, pavers may be sealed for preservation or color enhancement. A complete paver cleaning is suggested prior to sealing. Major stains must first be removed with specialized cleaner designed for the type of stain, followed by a cleaning of the entire area with a general cleaner. It is best to seal pavers soon after they have been thoroughly cleaned. Pavers and joints must be completely dry, clean and free of oil, grease, dust, dirt, sand, efflorescence and frost. It is advised that sealers not be applied when temperatures are below 50°F. Hanover® Sealers softly enhance or deepen color depending on type of sealer used. Sealers provide excellent protection from water, alkalis, acids, air borne pollutants and ultraviolet light, making pavers easier to clean.

Hanover® Natural and Intensifying Sealers will:

- enhance and sharpen color
- protect against oil and dirt penetration on paver surface
- make surface easy to clean
- reinforce joints by keeping sand in place
- minimize erosion and weed growth
- environmentally compliant

Test/Agent	Duration	Test Result
Hydrochloric Acid	3 hours	
Hydrogen Peroxide	24 hours	
Motor Oil	24 hours	No effect. No damage
Vegetable Oil	24 hours	to Sealer.
Formula 409®	24 hours	
Magic Marker	4 days	Formula 409® removed mark. No damage.

## Basic Tools

Hanover® can provide the basic tools needed to assist with paver installation and repairs such as paver extractors, pavers adjustors, rakes, brooms. etc.

## Marking and Layout Tools

Hanover® can also supply tools to simplify any installation from permanent markers, templates, and scribes to steel stakes, laser levels and triangles.

## Hammers

Hanover® can provide a series hammers for stone and masonry. The hammers are available in different sizes and styles as well as different types of heads.

## Splitters

In order to split concrete pavers and bricks, Hanover® can provide splitters for use on the job site. A perfect alternative to saw cutting, splitting pavers and bricks can simplify and expedite the cutting procedure. Manual splitters are available as well as an electric hydraulic splitter.

## Sand Pull Standing Screed

Available from Hanover®, is the sand pull standing screed. Sand can be screeded standing up rather than on your knees increasing efficiency, comfort and safety. To be used with your existing screed rails and edge restraint or curbing, the sand pull standing screed increases ease and accuracy.

## Paver Mobility Cart

To assist with moving pavers from one area of the job site to another, paver mobility carts are available from Hanover®. The carts have a carrying capacity of 880 lbs. and can be adjusted to fit most paver shapes and sizes.

## Sand Stabilizer

Hanover® can provide a pre-mixed joint sand stabilizer for flexible and semi-rigid pavement systems. Pre-mixed joint stabilizers are activated with water and forms a natural polymer bond that binds the joint sand. The stabilizer activates with water and forms a natural, rubberized "glue" that binds the joint sand. It is excellent for concrete, clay/concrete brick or natural stone pavements. The sand stabilizer prevents sand loss due to wind, traffic, moisture or thermal movement, and it works in all climactic conditions.

## Cleaner

For general cleaning purposes, Hanover® can provide a paver cleaner for post construction cleanup and the removal of efflorescence. It is recommended that a cleaner be used prior to sealing. See label for application instructions.

# Sand and Stone Base Materials Chart

Sand Bed and Stone Base Materials <small>Approximate Imperial Tons</small>										
Project Square Feet	Coarse Sand <small>loose screeded; do not use masonry sand</small>	Compacted Base Gradation - 3/4" stone to dust								
	1"	4"	5"	6"	7"	8"	9"	10"	11"	12"
50	0.25	1.00	1.25	1.50	1.75	2.00	2.25	2.50	2.75	3.00
100	0.50	2.00	2.50	3.00	3.50	4.00	4.50	5.00	5.50	6.00
150	0.75	3.00	3.75	4.50	5.25	6.00	6.75	7.50	8.25	9.00
200	1.00	4.00	5.00	6.00	7.00	8.00	9.00	10.00	11.00	12.00
250	1.25	5.00	6.25	7.50	8.75	10.00	11.25	12.50	13.75	15.00
300	1.50	6.00	7.50	9.00	10.50	12.00	13.50	15.00	16.50	18.00
350	1.75	7.00	8.75	10.50	12.25	14.00	15.75	17.50	19.25	21.00
400	2.00	8.00	10.00	12.00	14.00	16.00	18.00	20.00	22.00	24.00
450	2.25	9.00	11.25	13.50	15.75	18.00	20.25	22.50	24.75	27.00
500	2.50	10.00	12.50	15.00	17.50	20.00	22.50	25.00	27.50	30.00
550	2.75	11.00	13.75	16.50	19.25	22.00	24.75	27.50	30.25	33.00
600	3.00	12.00	15.00	18.00	21.00	24.00	27.00	30.00	33.00	36.00
650	3.25	13.00	16.25	19.50	22.75	26.00	29.25	32.50	35.75	39.00
700	3.50	14.00	17.50	21.00	24.50	28.00	31.50	35.00	38.50	42.00
750	3.75	15.00	18.75	22.50	26.25	30.00	33.75	37.50	41.25	45.00
800	4.00	16.00	20.00	24.00	28.00	32.00	36.00	40.00	44.00	48.00
850	4.25	17.00	21.25	25.50	29.75	34.00	38.25	42.50	46.75	51.00
900	4.50	18.00	22.50	27.00	31.50	36.00	40.50	45.00	49.50	54.00
950	4.75	19.00	23.75	28.50	33.25	38.00	42.75	47.50	52.25	57.00
1000	5.00	20.00	25.00	30.00	35.00	40.00	45.00	50.00	55.00	60.00

Actual weight may vary due to type of materials, moisture content, and compaction. Calculation charts and formulas are provided as a service by Hanover® for estimating material requirements and is approximate.

# Frequently Asked Questions for Pavers, Bricks & Garden Walling

**Why use Hanover® concrete interlocking Prest® Brick?** Hanover® Prest® Brick are produced on specially designed machinery which ensures an exact quality controlled process that produces paving brick of higher strength and durability than poured in-place concrete. Hanover® Interlocking Prest® Brick are manufactured as a single homogenous mix throughout; not a two mix system which has a top coat (see page 114). Hanover® Prest® Brick have a minimum average compressive strength of 8,000 psi, compared to poured-in-place concrete with an average of 3,000 psi (almost 3 times stronger), and have a lower absorption rate as well.

Hanover's LAMININ® Paver Infusion Technology works to enhance the above referenced product performance values. See pages 14-15 or 114 for more information.

Hanover® Prest® Brick are the ideal product for freeze/thaw environments. With proper installation, this product provides a hard wearing and flexible surface. The joints between the pavement allow the walkway, driveway or patio to move without cracking. In addition, they can be "unzipped" to allow for repairs or easy access to utilities. Unlike asphalt, Hanover® Prest® Brick are virtually maintenance free and do not need to be regularly sealed or replaced.

**Why are they called "interlocking" Prest® Brick?** It is the combination of the installation system, together with the ratio between the thickness and the length and width of the Prest® Brick which makes them "interlocking" - not the shape. When installed correctly over a base designed and properly prepared for the type of application and load bearing which the installation is intended to carry, the combination of the Prest® Brick, bedding sand, edge restraint and joint sand causes them to interlock, allowing the individual pieces to work as a unified, flexible pavement.

**How does the "interlocking" system work?** Hanover® Prest® Brick are placed over a leveling course (see manufacturer's installation guidelines), which is over a compacted aggregate base. The thickness of the base will vary depending on the purpose of the application. The Prest® Brick are retained at the outside perimeter of the project using edge restraints. Edge restraints such as plastic edging and concrete curbs are recommended. Once the Prest® Brick are placed and restrained, the interlocking process may begin. Coarse, angular sand is swept into the joints and over the Prest® Brick. The Prest® Brick are compacted and may take 1 or 2 passes before the full interlock can be achieved. After compaction, the project is ready for use. Sweeping and cleaning of the area will be necessary. (See installation guidelines for more details.)

**How do Hanover® Prest® Brick compare with "patterned" or "stamped" concrete?** Patterned concrete pavements are merely large sections of poured-in-place concrete that have been embossed with a design. Therefore, they are prone to the same problem freeze/thaw cycles (ie. cracking and spalling), lower strengths and higher absorption rates as poured-in-place concrete. Hanover® Prest® Brick permit a flexible, breathable surface, working with nature. In addition,

stamped concrete requires expansion joints every 10 feet or so, which can be very distracting. Also, patterned concrete pavements don't allow access to underground utilities or the ability to make repairs. At practically the same price per square foot installed, Hanover® Prest® Brick are clearly the best choice.

**How long will my installation last?** Installed properly, Hanover® Prest® Brick will out perform poured-in-place concrete, stamped concrete and patterned asphalt by many years.

**How long will it take for my project to be installed?** Less time than you might think. The average home patio can be installed in one weekend. Hanover® Prest® Brick make the job simple and easy. Being a mortarless system, a lot of extra work and mess are eliminated.

**After installation, will weeds grow from underneath my patio or driveway?** Once complete, the installation will not permit seeds to germinate from beneath the Prest® Brick. However, weeds and grass could result from seeds or spores blowing into and lodging in the joint sand. Polymeric Sand can be used which will deter weed growth and insect infestation. If weeds do appear, a spot vegetation killer can be used seasonally and will not damage the Prest® Brick.

**Will the colors fade from the Prest® Brick?** Hanover® Prest® Brick are made with the highest quality pigment and have color completely throughout each unit. However, the extreme effects of the sun and elements work against all building materials. Over the years, it is possible to see the colors mellow as they age.

Hanover's LAMININ® Paver Infusion Technology helps protect against the extreme effects of the sun and other natural elements to maintain more vibrant colors. See pages 14-15 and 114 for more information.

**Can I add on to my project at a later time?** One great reason for using Hanover® Prest® Brick is because you can easily add to any type of project. All you need to do is to take up the existing edge restraint and a few rows of Prest® Brick. Prepare the base and setting bed for the new section. As you add the new units, blend the new brick with the old of the existing section. This will help reduce any variance of the existing colors.

**Should I seal my project?** Hanover® Prest® Bricks are manufactured to be durable and long lasting. The use of the protective sealant is optional and can add value to your concrete unit pavers. Hanover® Sealers provide color enhancement in conjunction with the protection already provided by LAMININ™. Applying Hanover® Sealer can help minimize the penetration of stains, i.e., coffee, soda, grease, oil, tire marks, etc. Sealer can also protect the pavers from environmental conditions, such as, acid rains and extreme UV exposure. It can also help to minimize weed germination in the joint sand and enhance the colors of the pavers. Hanover® Sealers are a topical applied product and come in a variety of treatments from wet look to natural. As with any sealing application, reapplication will become necessary based on amount of use, exposure, etc.

All sealers are completely VOC compliant and can be applied easily following manufacturer application and instructions. Before sealing, it is recommended that all pavers be thoroughly cleaned with appropriate paver cleaning products and completely dry. Manufacturer's installation details should be followed for application techniques. See page 114 for information about Hanover® Sealers.

**What about stains on my installation or any areas that may become damaged?** Stains can be removed with appropriate cleaning products. However, should a severe stain occur or some pieces become damaged, Hanover® Prest® Brick are distinct advantage. Individual Prest® Brick can be removed and replaced in these situations. Remove the sand around the unit and use a flat head screwdriver to lift it out. A "brick puller" is also designed for removing single pieces. Check with your local dealer or rental facility.

**Can I install Prest® Brick over an existing concrete walkway or patio?** While this is not the preferred method, your installation can be laid over top of existing concrete walkways, providing there is not substantial heaving in the existing area. Several other issues need to be addressed. First, the grade will need to be raised by about 3" (the thickness of the bricks plus bedding sand or bonding agent). This is particularly critical if any doorways are involved. Second, remember that if the existing concrete slab should raise or drop with freeze/thaw conditions, the bricks will do the same.

**How can I remove snow without damaging the installation?** For most residential applications, conventional methods of snow removal are acceptable (ie. shoveling or snow blowing). Care should be taken to make sure the skid plates are set to maintain a clearance between the snowblower and the bricks so as not to scratch the bricks. Please note, the use of heavy snow removal equipment may damage your brick or the installation. Ice melting chemical products which do not contain calcium chloride are recommended for use.

**What is the white film on my bricks and will it go away?** The white film, known as efflorescence, is normal for masonry products and it may appear on the surface of the Prest® Brick. It may not occur at all. Hanover's LAMININ® substantially reduces efflorescence. However, under normal conditions, minor efflorescence might become visible. If it does, it is not permanent and will disappear over time. It may appear randomly or only in certain areas. It is a natural occurrence from the cement hydration process. Calcium oxide from the cement reacts with water inside the bricks and forms calcium hydroxide. This seeps to the surface and reacts with the carbon dioxide in the air to form calcium carbonate, a whitish residue. When moisture on the surface evaporates, it becomes visible. It will wash off or wear off over time. If you wish to speed up the natural process, there are cleaners available that are designed to remove efflorescence.

**How high can I build a garden landscape wall?** For most garden landscape walls, the maximum height is 3' when measured from the top of the footing. With proper engineering and construction, walls over 20' can be built.

**Can garden walls be used to create raised patio areas?** Yes. Using Hanover® Garden Walling is a perfect way to encase and support the gravel you would add to

bring the raised areas to the desired height. You can also build stairs or steps into the raised patio.

**What is a cube/strap?** Hanover® products are packaged in cubes. A cube is a full pallet and is approximately 3' x 4' in size. Cubes are made of straps, which are rows of banded products. Some products are available by the strap; others are available by the cube only. See pages 121-126 for more information.

---

## Efflorescence

**What is Efflorescence?** It is a whitish powder-like deposit which sometimes appears on concrete or clay products. The deposit is the residue of a soluble salt carried to the face of the product by moisture and left on the surface as a dry powder following evaporation of the moisture. The phenomenon was reported on as early as the 1870's. Efflorescence of itself in no way affects structural integrity.

**Where do the salts come from?** The salts are found in either the native soil, the gravel base or in the sand, stone or cement used to manufacture the paving stones.

**How does it happen?** These salts dissolve in either the ground water, rain water or water added to mix the concrete. The salt moves upward with the moisture to the drying surface by capillary action. In the basement walls, this capillary action has been measured to be as much as 600 mm. Because the sun evaporates the moisture at the surface, this capillary wicking action continues to draw moisture from below. The efflorescence continues until either the salt or moisture supply has been exhausted.

**LAMININ® works to substantially reduce efflorescence.** Hanover® Pavers manufactured with LAMININ® have an extremely low water absorption rate which substantially reduces the effects of efflorescence.

**How is it removed?** Efflorescence will wash and wear off in the course of time. The recommended procedure is to allow this natural process to take place.

However, if you would like to speed up the process, it can be removed by washing the pavers in a mild cleaning solution. (Cleaning solutions can be purchased from your Hanover® distributor - be sure to follow manufacturer's instructions since the cleaners can be harmful). A small unobtrusive area should be treated first to ensure results are acceptable since the cleaning solution may expose aggregate on the paver's surface leading to a lessening of the color mass.


No responsibility can be accepted by the paving stone manufacturers for efflorescence since any normal concrete contains calcium hydroxide which is inevitable when cement and/or lime and water are mixed together. Calcium hydroxide combines with carbon dioxide in the air to form calcium carbonate which then appears as a whitish deposit, efflorescence.

# Single vs. Double Mix

## Getting What You Pay For

The performance ability and product strength of a concrete paver, especially when these products are valued for their structural and aesthetic qualities, need to be considered. For over 38 years Hanover® has been manufacturing Prest® Brick using a single homogenous mix design. It is our belief that high quality at a fair price will sustain far longer than a lower quality, more economical product.

The concept behind double mix systems is logical. Put the color and/or aggregates in just the top surface of the paver, and only where the customer can see, thus saving money. What is compromised is the product's integrity from the standpoint of compressive strength, absorption and it's ability to withstand de-icing salts and freeze/thaw cycles. Delamination, facial crumbling of the pavers and/or total paver failure may occur.



Concrete pavers made with homogenous mix designs provide much greater resistance to weather and loading, yielding high compressive strength and low absorption. When comparing Hanover® Prest® Brick to other brands, Hanover® consistently meets or exceeds all industry standards. With regards to the concrete paver industry, Hanover® continues to raise the bar.



### What is LAMININ®?

LAMININ® Paver Infusion Technology is a revolutionary new manufacturing technology that infuses Hanover® pavers from the inside out. LAMININ® lays the foundation to actively influence the adhesion of concrete molecules and increases the performance of Hanover's already proven concrete pavers. Concrete molecules are bonded together to strengthen and maintain the highest quality concrete pavers in the industry.

For years, acid rain, ultraviolet light and efflorescence have been a detriment to the appearance and longevity of concrete unit pavers. Developed by Hanover® Architectural Products, LAMININ® will protect against acid rain and ultraviolet light to keep Hanover® Pavers looking vibrant and new for years to come. With an extremely low water absorption rate, efflorescence is substantially reduced.

Hanover® concrete pavers with LAMININ® Paver Infusion Technology will provide:

- Substantial reduction of efflorescence
- Low water absorption
- Protection from acid rain
- Resistance to UV damage
- Bright, vibrant color
- Low maintenance
- Long lasting installation
- Improved stain resistance

### What LAMININ® DOES

LAMININ® Paver Infusion Technology will dramatically add protection, life and lasting value to Hanover's concrete paver product line. Hanover® Pavers are manufactured as a single homogenous mix with average compressive strengths exceeding ASTM C936. The high performance of LAMININ® Paver Infusion Technology will defend against natural elements such as:

- Acid rain
- Alkalis
- Efflorescence
- Ultraviolet Light
- Oil and Food Stains

LAMININ® is NOT a top surface treatment. Common top surface treatment processes do not address ultraviolet light, efflorescence or acid rain. Hanover® LAMININ® Paver Infusion Technology is a revolutionary new manufacturing technology that infuses Hanover® Pavers from the inside out.



Hanover® Pavers with LAMININ® have been independently tested. For more information about Hanover's LAMININ® Paver Infusion Technology, visit [www.hanoverpavers.com](http://www.hanoverpavers.com) or contact a Hanover® Sales Representative.

# Installation Guidelines for Garden & Landscape Walls

## Installing Chapel Stone® Garden Walling :

1. Calculate wall materials needed. Determine the square footage of the wall by multiplying length by the height.
2. Prepare the footing. Dig a trench 25" wide and 3 - 6" below grade. The height of the wall will determine the number of units to bury. As a rule of thumb, you will bury 1" of block for every 8" of exposed wall height. Add 4" for the depth of the base material. Be sure the soil is well compacted to prevent settling. Be sure disturbed soils are stabilized.
3. Construct the base. A level compacted base is crucial for wall stability. Consisting of 2 A modified stone or concrete footer, the base should be 4" deep with 8" behind and 8" in front of the wall. Total base width would be 16" plus the 9" depth of the wall unit for a total of 25".
4. Install the base course. Position the units side by side on the prepared compacted base. Along the back of the block, level the units with a carpenter's level from front to back and side to side. Use a string line to verify straightness.

Each course should be set back 1" from the front of the previous course and adhered with manufacturer recommended concrete adhesive. If using a concrete footer as the base, adhere the first course to the footer. Apply 1/4" bead of adhesive in an "S" shape for maximum strength. Care should be taken to insure that the adhesive is not exposed at the joints.

As the next course and all additional courses are placed, be sure to stagger the joints. Joints between wall units on adjacent courses should not align. Each unit should span two below.

5. Backfill the wall as you go. The wall should be backfilled using clean washed ballast stone (minimum 1 1/2" in diameter). The depth of the backfill should be equal to the height of the wall and wrapped on the top, back and bottom with woven filter fabric.

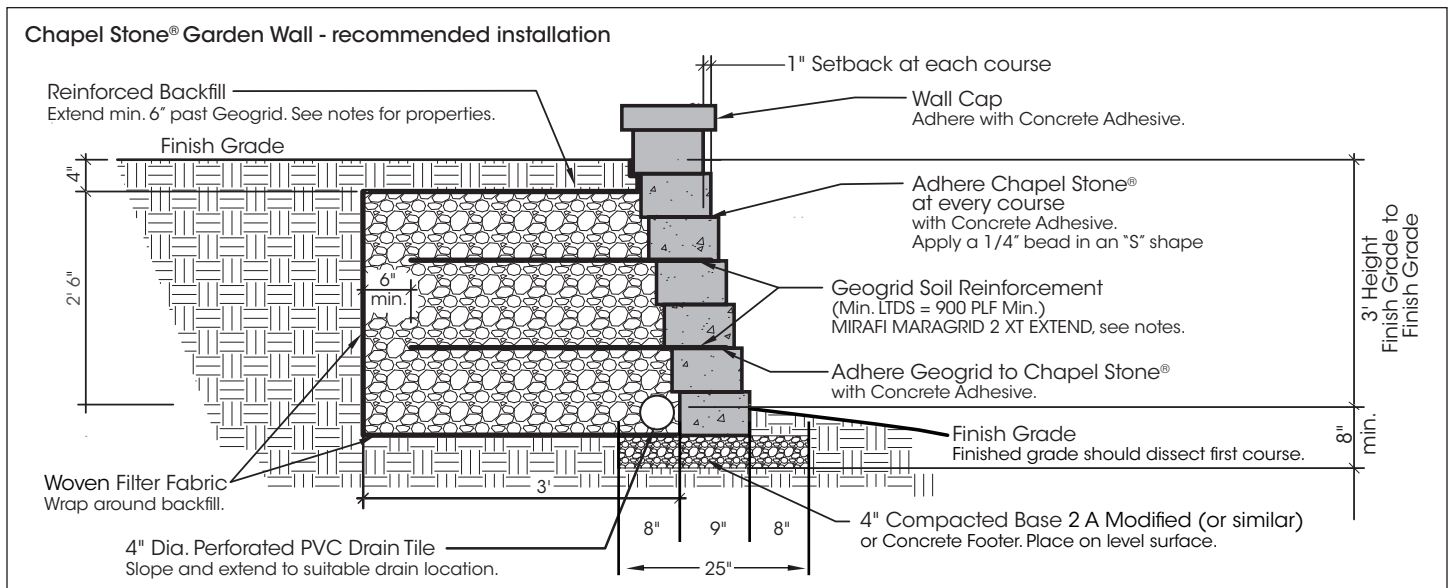
6. Stabilize wall sections as you go. The use of GeoGrid reinforcement to stabilize wall sections is recommended. GeoGrid should be adhered to the wall units between courses starting 12" from the base/foundation and continuing every 12". Be sure top layer of GeoGrid is covered by a minimum of 12" of backfill stone.

### Geogrid Soil Reinforcement Notes:

1. Pull Geogrid taut and anchor prior to backfill placement over Geogrid.
2. Geogrid reinforcement shall be continuous throughout the embedment length. 100% coverage shall be provided at each level.
3. Geogrid extends min. 8" over the Chapel Stone® and shall be bonded to the stone.
4. Apply adhesive to both sides of Geogrid to insure proper bond to both courses.

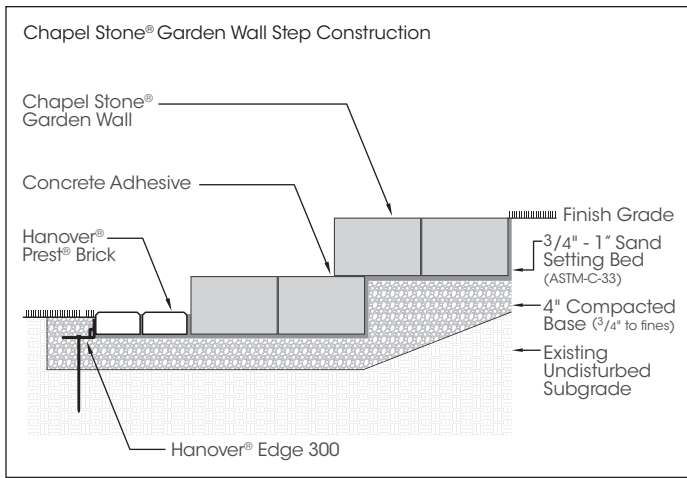
### Reinforced Backfill Notes:

1. Use ballast stone (min. 1 1/2" diameter) for backfill, or structural fill as per the geotechnical report prepared by specialized engineering, file no. 063503, dated Oct. 18, 2006.
2. Place reinforced backfill in 12" lifts.
3. Compact reinforced backfill to 95% of maximum dry density as determined by modified proctor tests, ASTM D-1557.
4. Tracked compaction equipment shall not be used directly on Geogrid reinforcement. A min. thickness of 12" of reinforced backfill is required above Geogrid to utilize tracked compaction equipment.
5. Only small vibratory hand operated rollers or walk behind rollers or equipment shall be allowed within 5' of the wall.



Please Note : Proper installation methods must be followed to ensure wall strength and stability. Freestanding walls should not exceed 3 feet in height. Retaining walls and walls with elevations beyond 3 feet must also employ proper installation methods and may require engineering design. Chapel Stone® Garden Walls can be laid as dry walls or as mortared walls. Chapel Stone® is not meant as a highway retaining wall.

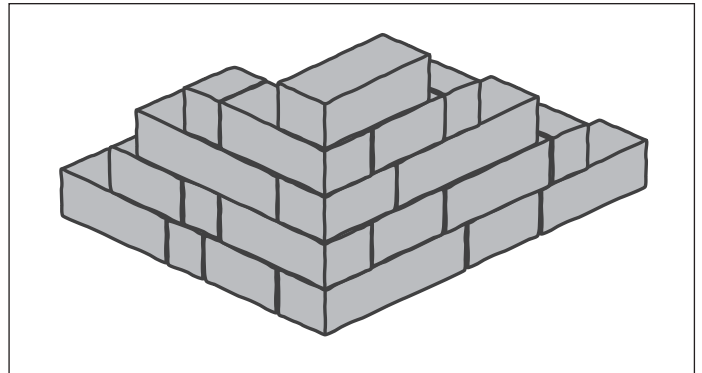
Please Note: Maximum height for Chapel Stone® Garden Walling is 3' or 36". Heights above 3' require engineering design.



## Constructing a 90° Corner :

Building a corner from Chapel Stone® Garden Walling is particularly easy, as three of the four sizes are provided with ends already faced for corners.

Overlap the corners to create a bond. Using the corner pieces provided, overlap the units to build your corner. Make sure that joints between blocks on adjacent courses do not line up and that each block spans two blocks below.

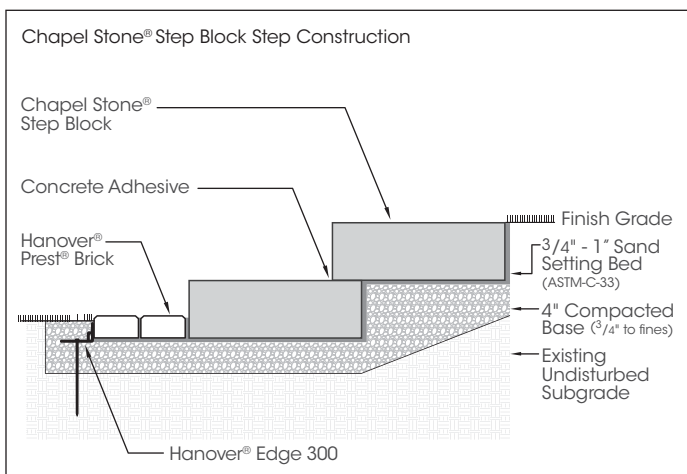


Please Note: Chapel Stone® Garden Walling requires a stable footing, compacted base and proper drainage with filter fabric. Please see Hanover® Installation Guidelines or contact a Hanover® representative for more information.

## Constructing Chapel Stone® Steps :

1. Stair width, length and rise should be determined prior to beginning.
2. Compact existing subgrade if area has been excavated. Be sure disturbed soils are stabilized. Place compacted gravel over compacted subgrade. Screed setting bedding sand.
3. Begin installation at bottom by installing the first step or course. Install the next layer of compacted gravel base behind the first step. Install the second step. Use a Concrete Adhesive to adhere the second step to the first. Keep proper tread depth in mind when setting this course. Continue this procedure for the desired number of steps or courses.
4. Adhere Step Blocks at each course or step. Concrete Adhesive should be applied in a 1/4" bead to the full length of the block in an "S" shape. Care should be taken to insure that the adhesive is not exposed at the joint.

Please Note: A variety of Hanover® products such as Chapel Stone® Wall Caps, Appian® 6" x 6" and 6" x 9" brick, as well as other sizes and styles can be incorporated into the step construction for added detail. If these are used, they should be bonded to the Garden Walling units which are beneath them using a concrete bonding agent. It is important to allow a cure time for the bonding agent and to stabilize the units while curing.



## Installing Ammon's Wall® :

1. Determine the length( L ), height( H ) and depth of your wall. Will you be constructing a wall with a depth 8" or 12" ?

2. Calculate wall materials needed.

For an 8" wall :

\_\_\_\_ (L) x \_\_\_\_ (H) = \_\_\_\_ x 3 = \_\_\_\_ pcs. needed

For an 12" wall :

\_\_\_\_ (L) x \_\_\_\_ (H) = \_\_\_\_ x 4.5 = \_\_\_\_ pcs. needed

3. Prepare the footing. Dig a trench 16" wide and 3" - 6" below grade. The height of the wall will determine the number of units to bury. As a rule of thumb, you will bury 1" of block for every 8" of exposed wall height. Add 4" for the depth of the base material. Make sure the soil is well compacted to prevent settling.

4. Construct the base. A level compacted base is crucial for wall stability. Consisting of 2 A modified stone or concrete footer, the base should be 4" deep with 8" behind and 8" in front of the wall.

4. Install the base course. Position the units side by side on prepared base. Along the back of the block, level the units with a carpenter's level from front to back and side to side. Use a string line to verify straightness.

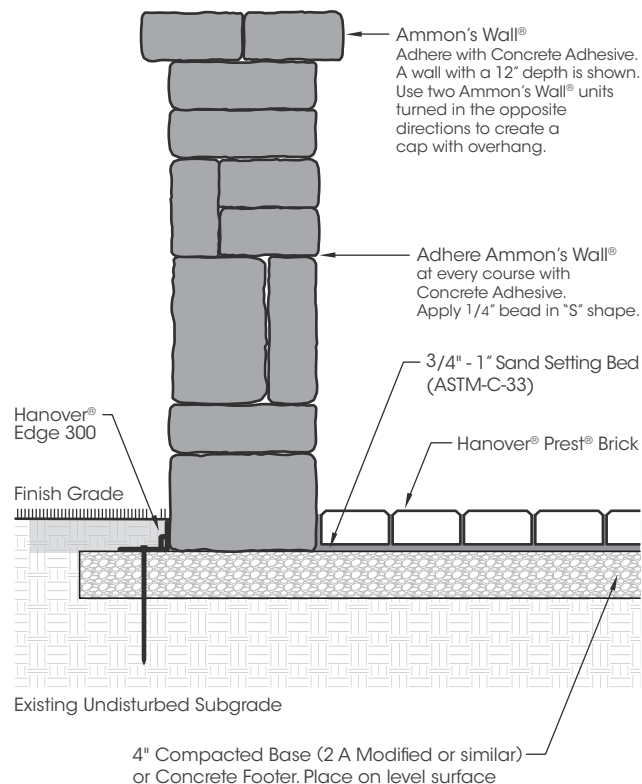
5. Install additional courses. Attempt to offset joints of units for maximum design strength. Ammon's Wall® should be installed in a random pattern. When constructing seat walls, columns or free standing walls, be sure to adhere each course with a concrete adhesive. When constructing a low garden wall, bonding is not necessary but is suggested. Shims may be occasionally needed for leveling blocks. Assuming normal conditions, maximum wall height for Ammon's Wall® with a 12" depth when used as a garden wall is 36". Maximum wall height for Ammon's Wall® with an 8" depth is 28 - 32". Higher elevations require engineering design. Certain conditions might reduce the maximum wall height such as soil that does not drain well, a slope behind the wall or a nearby structure. To complete the installation, adhere the top course with concrete adhesive.

\*When constructing seat walls, columns or free standing walls, be sure to adhere each course with a concrete adhesive. When constructing a low garden wall, bonding is not necessary but is suggested.

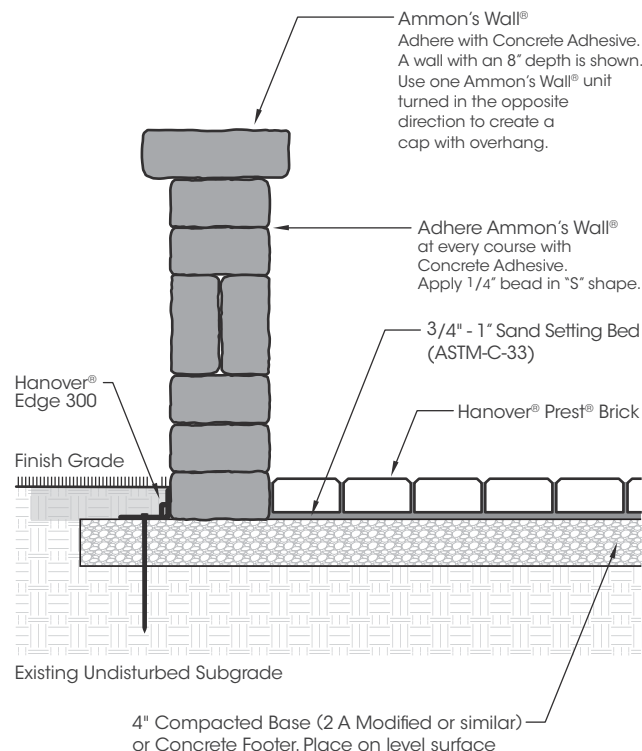
Assuming normal conditions, maximum wall height for Ammon's Wall® with a 12" depth when used as a garden wall is 36". Maximum wall height for Ammon's Wall® with an 8" depth is 28 - 32".

Please Note: Ammon's Wall® is sold by the piece; not the square foot. 21.3 face feet/cube (4.5 pcs/face ft.) is based on creating a 12" solid wall. 32 face feet/cube (3 pcs/face ft.) is based on creating an 8" solid wall.












Ammon's Wall® Installation - 12" depth



Ammon's Wall® Installation - 8" depth



# Product and Packaging Information








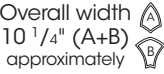






Product	Actual Size	Thickness	pcs. per s.f.	s.f. per strap	pcs. per cube	s.f. per cube	cubes/s.f. per truck	lbs. per cube	Charcoal	Limestone Gray	Quarry Red	Red 15	Tan	Chocolate/Tan Blend	Natural/Charcoal Blend	Red/Charcoal Blend	Tan/Charcoal Blend	NEW Hickory	NEW Russet	NEW Chestnut	NEW Antique Red	South Mountain Sand	
 Traditional® 4 x 4	3 7/8" x 3 7/8"	3"	9	8	792	88	16/1408	2744															
 Traditional® 4 x 8	3 7/8" x 7 7/8"	2 3/8"	4.5	20	540	120	14/1680	3260	●	●	●	●	●	●	●	●	●	●	●	●			
		3"	4.5	16	432	96	13/1248	3410	●					●									
 Traditional® 4 1/2 x 9 with Cobble only	4 7/16" x 8 15/16"	3"	3.63	17.63	320	88.15	15/1322.25	2940.8															
 Traditional® 8 x 8	7 7/8" x 7 7/8"	2 3/8"	2.25	17.78	240	106.68	15/1600.2	2950															
		3"	2.25	14.22	192	85.32	15/1279.8	2980															
 Traditional® 6 x 6	5 7/8" x 5 7/8"	2 3/8"	4	15	480	120	14/1680	3240															
		3"	4	12	384	96	14/1344	3240															
 Traditional® 6 x 12	5 7/8" x 11 3/4"	2 3/8"	2	30	240	120	14/1680	3240															
		3"	2	24	192	96	14/1344	3240															
		4"	2	18	144	72	14/1008	3310															
 Traditional® 12 x 12	11 3/4" x 11 3/4"	2 3/8"	1	30	120	120	13/1560	3350															
		3"	1	24	96	96	14/1344	3360															
 Bullnose Coping	5 7/8" x 12"	2 3/8"	2	22.5	180	90	20/1800	2210	●					●	●	●						●	
 PlankStone®	2 7/8" x 23 1/2"	4"	2	-	70	35	28/980	1596							●			●				●	
 PlankStone®	2 7/8" x 17 5/8"	4"	2.67	-	140	52.43	19/996.17	2370							●			●				●	
 PlankStone®	2 7/8" x 8 13/16"	4"	5.33	-	280	52.53	19/998.07	2420							●			●				●	

● = Stocked Colors

All products are shown with a Natural Finish.

All Prest® Brick styles can be produced in any solid or blended Prest® Brick color when quantities permit.

Please Note: Sizes and dimensions shown are approximate. Most products are made to lay even metric modules. The product information was correct at the time of printing. When placing an order, please check with your Hanover® representative to confirm appropriate information in case of changes.














Product	Actual Size	Thickness	pcs. per s.f.	s.f. per strap	pcs. per cube	s.f. per cube	cubes/s.f. per truck	lbs. per cube	Charcoal	Chocolate/Tan Blend	Natural/Charcoal Blend	Tan/Charcoal Blend	NEW Hickory	NEW Russet
Appian® 6 x 6 	6 1/4" x 6 1/4"	2 3/8"	3.64	13.75	350	96.25	16/1540	2795	●	●	●	●	●	●
Appian® 6 x 9 	6 1/4" x 9 3/8"	2 3/8"	2.42	20.7	250	103.5	15/1552.5	2965	●	●	●	●	●	●
Appian® Mixed 	6 1/4" x 6 1/4" (A) 4 3/4" x 6 1/4" (B) 3 1/8" x 6 1/4" (C) sizes packaged together	2 3/8"	-	-	150 (A) 210 (B) 120 (C) <u>480</u> (A+B+C)	101	16/1616	2865	●	●	●	●	●	●
Appian® Circle 	1 cube contains 1 - 11' circle or 2 - 8' circles	2 3/8"	-	-	530	108	15/1620	3080	●	●	●	●	●	●
Appian® Fan 	5'5" Width approximately 1 cube contains 10 fans	2 3/8"	-	-	500	93	17/1581	2640						
Appian® Random 	9 3/8" x 9 3/8" (A) 6 1/4" x 9 3/8" (B) 6 1/4" x 6 1/4" (C) 3 1/8" x 6 1/4" (D) sizes packaged together	2 3/8"	-	-	60 (A) 60 (B) 90 (C) 90 (D) <u>300</u> (A+B+C+D)	98	17/1666	2352	●	●	●	●	●	●
Cathedral® 	Overall width 10 1/4" (A+B) approximately 	3"	2.5 (A+B)	-	360 (A+B)	72	17/1224	2595						
Patriot® 	Overall length 8 13/16"	2 3/8"	3.73	-	400	107.3	15/1609.5	3030						
Patriot® Edger 	Overall length 8 13/16"	2 3/8"	4.85	16.5	400	82.5	20/1650	2330						
Congressional® 	4 7/16" x 8 7/8"	2 3/8"	3.62	22.1	400	110.5	15/1657.5	3070						
Hexagonal  	with Square Edge 8" across flats	2"	2.6	-	300	115.4	16/1846.4	2750						
	with Bevel 7 15/16" across flats	2 3/8"	2.64	-	240	90.9	17/1545.3	2600						
		3"	2.64	-	192	72.72	18/1308.96	2522						
7" Triad 	7"	3"	4.46	-	384	86.10	16/1377.6	2860.8						

● = Stocked Colors

All products are shown with a Natural Finish.





All Prest® Brick styles can be produced in any solid or blended Prest® Brick color when quantities permit.

Please Note: Sizes and dimensions shown are approximate. Most products are made to lay even metric modules. The product information was correct at the time of printing. When placing an order, please check with your Hanover® representative to confirm appropriate information in case of changes.

Product	Actual Size	Thickness	pcs. per s.f.	s.f. per strap	pcs. per cube	s.f. per cube	cubes/s.f. per truck	lbs. per cube	South Mountain Sand	Gettysburg Gray	Chocolate/Tan Blend	NEW Hickory	NEW Russet	
Appian® 6 x 6 Tumbled Finish 	6 1/4" x 6 1/4"	2 3/8"	3.64	13.75	350	96.25	16/1540	2795	●	●	●	●	●	
Appian® 6 x 9 Tumbled Finish 	6 1/4" x 9 3/8"	2 3/8"	2.42	20.7	250	103.5	15/1552.5	2965	●	●	●	●	●	
Appian® Mixed Tumbled Finish 	6 1/4" x 6 1/4" (A) 4 3/4" x 6 1/4" (B) 3 1/8" x 6 1/4" (C) sizes packaged together	2 3/8"	-	-	150 (A) 210 (B) 120 (C) <u>480</u> (A+B+C)	101	16/1616	2865	●	●	●	●	●	
packaged in sacks														
Appian® Circle Tumbled Finish 	1 cube contains 1 - 11' circle or 2 - 8' circles	2 3/8"	-	-	530	108	15/1620	3080	●	●	●	●	●	
packaged in sacks														
Appian® Fan Tumbled Finish 	5'5" Width approximately 1 cube contains 10 fans	2 3/8"	-	-	500	93	17/1581	2640						
packaged in sacks														
Appian® Random Tumbled Finish 	9 3/8" x 9 3/8" (A) 6 1/4" x 9 3/8" (B) 6 1/4" x 6 1/4" (C) 3 1/8" x 6 1/4" (D) sizes packaged together	2 3/8"	-	-	56 (A) 56 (B) 84 (C) 84 (D) <u>280</u> (A+B+C+D)	92	19/1748	2352	●	●	●	●	●	
Bullnose Coping Tumbled Finish 	5 7/8" x 12"	2 3/8"	2	22.5	180	90	20/1800	2210	●		●			
Serengeti® Grande™ 	14 1/8" x 14 1/8" packaged separately	3"	.72	22.24	48	66.72	20/1334.4	2300						
	9 3/8" x 14 1/8" (A) 9 3/8" x 9 3/8" (B) 4 5/8" x 9 3/8" (C) packaged together	3"	-	-	32 (A) 48 (B) 48 (C) <u>128</u> (A+B+C)	73	17/1241	2610						
Serengeti® 6 x 6 	6 1/4" x 6 1/4"	2 3/8"	3.64	13.75	350	96.25	16/1540	2795						
Serengeti® 6 x 9 	6 1/4" x 9 3/8"	2 3/8"	2.42	20.7	250	103.5	15/1552.5	2965						
Halifax® Flagstone 12" x 12" 	11 3/4" x 11 3/4" packaged separately	3"	1	24	96	96	14/1344	3102	●	●		●		
Halifax® Flagstone Mixed 	7 7/8" x 11 3/4" (A) 7 7/8" x 7 7/8" (B) 3 7/8" x 7 7/8" (C) packaged together	3"	-	-	64 (A) 64 (B) 64 (C) <u>192</u> (A+B+C)	85.33	16/1365.28	2720	●	●		●		
Halifax® Flagstone Irregular 	11" x 13 3/4" approximate overall dimension	3"	1.54	-	96	62.4	24/1497.6	1870						



● = Stocked Colors

All Prest® Brick styles can be produced in any solid or blended Prest® Brick color when quantities permit.

Product	Actual Size	Thickness	pcs. per s.f.	s.f. per strap	pcs. per cube	s.f. per cube	cubes/s.f. per truck	lbs. per cube	South Mountain Sand	Gettysburg Gray	Chocolate/Tan Blend	NEW Hickory	NEW Russet
Appian® 6 x 6 Chiseled Finish 	6 1/4" x 6 1/4"	2 3/8"	3.64	13.75	350	96.25	16/1540	2795	●	●	●	●	●
Appian® 6 x 9 Chiseled Finish 	6 1/4" x 9 3/8"	2 3/8"	2.42	20.7	250	103.5	15/1552.5	2965	●	●	●	●	●
Appian® Mixed Chiseled Finish 	6 1/4" x 6 1/4" (A) 4 3/4" x 6 1/4" (B) 3 1/8" x 6 1/4" (C) sizes packaged together	2 3/8"	-	-	150 (A) 210 (B) 120 (C) 480 (A+B+C)	101	16/1616	2865	●	●	●	●	●
Appian® Random Chiseled Finish 	9 3/8" x 9 3/8" (A) 6 1/4" x 9 3/8" (B) 6 1/4" x 6 1/4" (C) 3 1/8" x 6 1/4" (D) sizes packaged together	2 3/8"	-	-	60 (A) 60 (B) 90 (C) 90 (D) 300 (A+B+C+D)	98	17/1666	2575	●	●	●	●	●


● = Stocked Colors

All Prest® Brick styles can be produced in any solid or blended Prest® Brick color when quantities permit.

Product	Actual Size	Thickness	pcs. per s.f.	s.f. per strap	pcs. per cube	s.f. per cube	cubes/s.f. per truck	lbs. per cube	Russet	NEW Hickory	NEW Chestnut
Traditional® 4 x 8 Square Edge Finish 	3 7/8" x 7 7/8"	2 3/8"	4.5	20	540	120	14/1680	3260	●		
Olde Hanover® 3 x 9 	2 15/16" x 8 7/8"	2 3/8"	5.52	25.36	560	101.44	17/1724.48	2660	●	●	●

● = Stocked Colors


All Prest® Brick styles can be produced in any solid or blended Prest® Brick color when quantities permit.

Product	Actual Size	Thickness	pcs. per s.f.	s.f. per strap	pcs. per cube	s.f. per cube	cubes/s.f. per truck	lbs. per cube	Chestnut	NEW Hickory	NEW Russet
Riven Viisi™ 	9 3/8" x 12 1/2" 6 1/4" x 12 1/2" 6 1/4" x 9 3/8" 3 1/8" x 9 3/8" 3 1/8" x 6 1/4" sizes packaged together	3"	-	-	48 40 48 24 32 192	88.64	15/1329.6	2900	●	●	●



● = Stocked Colors

All Prest® Brick styles can be produced in any solid or blended Prest® Brick color when quantities permit.

Please Note: Sizes and dimensions shown are approximate. Most products are made to lay even metric modules. The product information was correct at the time of printing. When placing an order, please check with your Hanover® representative to confirm appropriate information in case of changes.





Product	Actual Size	Thickness	s.f. per pcs.	s.f. per strap	pcs. per cube	s.f. per cube	cubes/s.f. per truck	lbs. per cube	Charcoal	Limestone Gray	Natural
 Aqua-Loc® 4 1/2" x 9"	4 1/2" x 9"	3"	-	-	320	88.32	16/1413.12	2890			
 EcoGrid® 11 3/4" x 11 3/4"	11 3/4" x 11 3/4"	4"	1	21	84	84	18/1512	2436			●
 Permeable 4 1/2" x 9" 4 5/8" x 9 1/4"	4 5/8" x 9 1/4"	3"	-	18.86	320	94.3	14/1320.2	3200	●	●	
 Permeable 4 1/2" x 9" Scored -	-	3"	-	-	376	92.08	14/1289.12	3180			
 Permeable 3 1/4" x 18" Natural Finish -	3 1/4" x 18"	4"	-	-	140	56.91	18/1024.38	2462			
 Permeable 4" x 8" -	-	3"	-	16	432	96	14/1344	3086.5			
 Permeable 12" x 18" -	-	2"	-	-	88	92.08	14/1848	3098.48			

● = Stocked Colors







Product	Actual Size	Thickness	s.f. per pcs.	s.f. per strap	pcs. per cube	s.f. per cube	cubes/s.f. per truck	lbs. per cube	BlueStone	Tennessee Flagstone
 SlateFace® Paver	11 3/4" x 11 3/4"	1 3/4"	1	-	100	100	20/2000	2200	●	●
	11 3/4" x 17 5/8"	1 3/4"	1.5	-	100	150	14/2100	3300	●	●
	11 3/4" x 23 1/2"	1 3/4"	2	-	50	100	20/2000	2200	●	●
	17 5/8" x 17 5/8"	1 3/4"	2.25	-	50	112.5	18/2025	2475	●	●
	17 5/8" x 23 1/2"	1 3/4"	3	-	25	75	27/2025	1650	●	●
	23 1/2" x 23 1/2"	1 3/4"	4	-	25	100	20/2000	2200	●	●
	23 1/2" x 35 3/8"	1 3/4"	6	-	25	150	14/2100	3300	●	●
 Brickface Paver	17 5/8" x 17 5/8" 400 piece minimum order	1 3/4"	2.25	-	50	112.5	18/2025	2475		
	23 1/2" x 23 1/2" 200 piece minimum order	1 3/4"	4	-	25	100	20/2000	2200		

● = Stocked Colors






Please Note: Sizes and dimensions shown are approximate. Most products are made to lay even metric modules. The product information was correct at the time of printing. When placing an order, please check with your Hanover® representative to confirm appropriate information in case of changes.

Product	Actual Size	Thickness	s.f. per pcs.	s.f. per strap	pcs. per cube	s.f. per cube	cubes/s.f. per truck	lbs. per cube	Charcoal	Limestone Gray	Natural	Quarry Red	Tan	Cream	Brown	Red 15
12 x 12 Prest® Paver 	11 3/4" x 11 3/4"	2"	1	-	88	88	21/1848	2200	●	●	●	●	●			
12 x 24 Prest® Paver 	11 3/4" x 23 1/2"	2"	2	-	44	88	21/1848	2200	●	●	●	●	●			
18 x 18 Prest® Paver 	17 5/8" x 17 5/8"	2"	2.25	-	44	99	18/1782	2475	●	●	●	●	●			
24 x 24 Prest® Paver 	23 1/2" x 23 1/2"	2"	4	-	22	88	21/1848	2200	●	●	●	●	●	●	●	●
24 x 36 Prest® Paver	23 1/2" x 35 3/8"	2"	6	-	22	132	14/1848	3312	●							


● = Stocked Colors

Product	Actual Size	Thickness	s.f. per pcs.	s.f. per strap	pcs. per cube	s.f. per cube	cubes/s.f. per truck	lbs. per cube	Tan Blend	Gray Blend	Canyon Blend	Russet Blend	Chocolate Sand	Gray	
Chapel Stone® Garden Walling 	Random length of 6", 12", 18" and 24"  Depth of 9"	2 <sup>13</sup> / <sub>16</sub> "	-	-	-	30	14/420	3100	●	●	●	●			
		5 <sup>5</sup> / <sub>8</sub> "	-	-	-	30	14/420	3100	●	●	●	●			
Chapel Stone® Garden Walling Radius 	Random lengths of 6", 12" and 18"  Depth of 9"	2 <sup>13</sup> / <sub>16</sub> "	-	-	-	30	15/450	2925	●	●	●	●			
		5 <sup>5</sup> / <sub>8</sub> "	-	-	-	30	15/450	2925	●	●	●	●			
Chapel Stone® Wall Caps 	11 3/4" x 11 3/4"	3"	1	-	96	96	13/1248	3450	●	●	●	●			
Chapel Stone® Paver 	6" x 12"	4"	2	16.5	132	66	14/924	3220							
Chapel Stone® Pillar Cap 	29 7/8" x 29 7/8"	2 1/2"	6.25	-	10	62.5	-	1700					●	●	●
Chapel Stone® Step Block 	18" x 24"	5 <sup>5</sup> / <sub>8</sub> "	3	-	7	21	-	1350					●	●	●
	18" x 36"	5 <sup>5</sup> / <sub>8</sub> "	4.5	-	7	31.5	-	2042					●	●	●

● = Stocked Colors

Product	Actual Size	Thickness	s.f. per strap/layer	pcs. per cube	s.f. per cube	cubes/s.f. per truck	lbs. per cube	South Mountain Sand	Gettysburg Gray	Chocolate/Tan Blend	NEW Hickory	NEW Russet	Chocolate/Tan Blend	Natural/Charcoal Blend
Ammon's Wall® 	8" x 12"	4"	24	96	- See page 87	16/1536	2892.48	●	●	●	●	●		
Ammon's Wall® Radius 	8" x 12"	4"	-	108	30	16/1728	2735							
Ammon's Wall® Mixed 	8" x 12" 8" x 8" 4" x 8"	4"	-	144	-	16/2304	2850							
Brigade Edger 	3 1/2" x 15 1/2"	5"	23.25 Linear Feet <small>Sold by linear feet</small>	90	116.25	27/3138.75	1685						●	●
Garrison Edger 	3 1/2" x 11 1/2" 3 1/2" x 7 1/2"	5"	22.75 Linear Feet <small>Sold by linear feet</small>	60 90	113.75	24/2730	1912						●	●

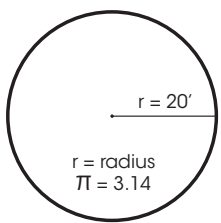
● = Stocked Colors

Product	Actual Size	Thickness	pcs. per s.f.	s.f. per strap	pcs. per cube	s.f. per cube	cubes/s.f. per truck	lbs. per cube	Russet	Terracotta	Hickory
NEW Appalachia 	5" x 15"	3"	0.52	-	144	74.88	17/1272.96	2582.4	●	●	●

● = Stocked Colors

## Calculation Techniques

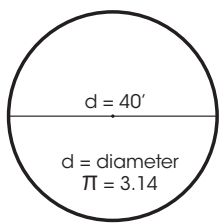
**Area of a Circle =  $\pi r^2$**



Example:  
 Area =  $\pi r^2$   
 Area =  $3.14 \times (20' \times 20')$   
 Area =  $3.14 \times 400'$   
 Area = 1256 SF

r = radius  
 $\pi = 3.14$

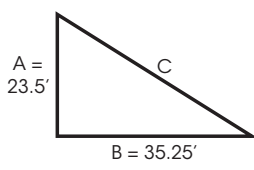
**Circumference of a Circle =  $\pi d$  or  $2 \pi r$**



Example:  
 Circumference =  $\pi d$   
 Circumference =  $3.14 \times 40'$   
 Circumference = 125.6'

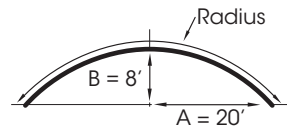
d = diameter  
 $\pi = 3.14$

**Hypotenuse of a Right Triangle**  
 $C = \sqrt{A^2 + B^2}$



Example:  
 $C = \sqrt{A^2 + B^2}$   
 $C = \sqrt{23.5^2 + 35.25^2}$   
 $C = \sqrt{(23.5 \times 23.5) + (35.25 \times 35.25)}$   
 $C = \sqrt{552.25 + 1242.56}$   
 $C = \sqrt{1797.81}$   
 $C = 42.3652'$


**Radius of an Arc =  $(A^2 + B^2) \div 2B$**



Example:  
 Radius =  $(A^2 + B^2) \div 2B$   
 Radius =  $(20^2 + 8^2) \div (2 \times 8)$   
 Radius =  $(400 + 64) \div 16'$   
 Radius =  $464 \div 16'$   
 Radius = 29'

# Notes

Scale : 1 block = 1/4" = 1'



## Square Footage Conversion


12" x 12" = 1 sf	12" x 18" = 1.5 sf	12" x 24" = 2 sf
18" x 18" = 2.25 sf	18" x 24" = 3 sf	24" x 24" = 4 sf

## Metric Conversion Rate

1" = 25.4mm  
Example: 597mm ÷ 25.4 = 23.5"  
Example: 23.5" x 25.4 = 597mm

# Notes

Scale : 1 block = 1/4" = 1'



At  
Home  
with Hanover®



NEW Appalachia Prest® Brick, Hickory

Cover and Back Photos: Appian® Random with Tumbled Finish, Gettysburg Gray



# HANOVER®

## Architectural Products

5000 Hanover Road, Hanover, PA 17331  
717.637.0500 • fax 717.637.7145  
www.hanoverpavers.com

When reviewing the information in this brochure, please take into consideration the conditions and situations unique to the location and individual project, as well as the purpose for which the installation is intended. It is also necessary to provide and maintain a good edge restraint.

The color photos shown were prepared with great concern for accuracy. However, it is suggested that actual samples be requested before ordering. Due to the natural variance of the raw materials used, pavers can be expected to differ slightly from samples to actual product and from different production runs. For best results in maintaining color consistency, pavers must be installed from several cubes at a time, pulling product from ends rather than layer by layer.

Sizes and dimensions shown are approximate. Most products are made to be laid to even metric modules. For exact dimensions, contact Hanover® Architectural Products.

Efflorescence: A whitish, powder-like deposit that may appear on concrete pavers. This is a natural occurrence in any concrete product and will usually wear off over time. This condition does not affect the structural stability of the product. See page 107 for more information.

Hanover® Architectural Products reserves the right to modify, alter or discontinue the texture, color, content, shape or size of its products or any product line at any time for any reason.

©1971-2018 Hanover® Architectural Products

