

MSI

Making Dream Surfaces Attainable

ARTERRA

Premium Porcelain Pavers

From MSI



MSI INTERNATIONAL

ARTERRA PORCELAIN PAVERS

www.arterrapavers.com




From MSI


MSI

Making Dream Surfaces Attainable


PAVER SIZES AVAILABLE (ALL 2CM THICK)




24" x 24"




16" x 32"




18" x 36"



16" x 47"




12" x 48"




Pattern
(1) 24" x 24"
(1) 12" x 24"
(2) 12" x 12"


COPINGS



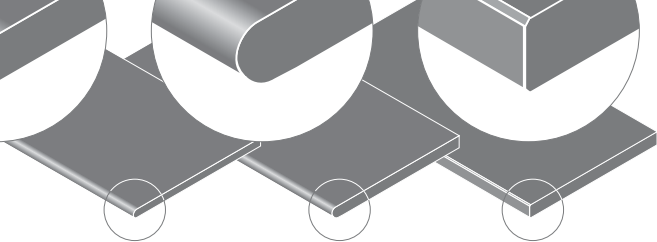
2cm Bullnose



3cm Bullnose




3cm Eased Edge




13" x 24" Copings with bullnose on one long edge

SPACERS



4 joint spacers used for stacked pattern.



Create a 3 joint spacer by snapping a piece off the 4 joint spacer for use on a brick pattern.



TABLE OF CONTENTS

FAQ	6
Sand Set Installation Instructions	10
Mortar Set Installation Instructions	12
Additional Setting Styles	12
Argento Travertino	14
Beton Antracite	16
Beton Blanco	18
Beton Grey	20
Caldera Blanca	22
Caldera Coala	24
Caldera Grigia	26
Fossil Snow Pattern	28
Golden White	30
Living Style Beige	32
Living Style Cream	34
Living Style Pearl	36
Lucas Betulla	38
Lucas Canitia	40
Mystique Multicolor	42
Palmwood Gris	44
Palmwood Walnut	46
Pedra Azul	48
Petra Beige	50
Praia Carrara	52
Praia Crema	54
Praia Grey	56
Quarzo Gray	58
Terrazo Glacier	60
Terrazo Gris	62
Tierra Beige	64
Tierra Ivory	66
Vulkan Grey	68
Vulkan Nero	70

Our new Arterra Porcelain Pavers provide low maintenance without giving up on the natural stone look. High definition glazed ink jet pavers offer all of the features of natural stone pavers, with the added benefits of porcelain. With all of the same characteristics and installation techniques of natural stone, these Arterra Porcelain Pavers can also withstand freeze-thaw cycles. They can be set on grass, sand set or installed with mortar over a concrete bed.



LOW MAINTENANCE

Easy to clean with a water hose or pressure washer




STAIN RESISTANT

Because of its extremely low moisture absorption, MSI Porcelain Pavers have a high resistance to stains.




STRONG

Superior strength and impact resistance.



SLIP RESISTANT

The surface texture is designed to have a high slip resistance, even when wet.



HIGH WEAR RATING

The glazed surface is fired at 1200° F, ensuring a hard surface that is resistant to wear



UV RESISTANT

The glazed surface is baked on, ensuring the color will remain intact even after years of being in the sun.



FREEZE THAW RESISTANT

MSI Porcelain Pavers are virtually impervious to water and the properties don't change with temperature, thereby making the pavers freeze thaw resistant.

FAQ

Q. Most natural stone pavers are at least 3cm (1.25") thick. But porcelain pavers are only 2cm (0.75" thick). So are they strong enough?

A. Porcelain pavers are extremely strong even at only ¾" thick. All MSI porcelain pavers have very good impact resistance and with proper surface preparation, can be used in pedestrian walkways (sand set) or vehicular traffic (mortar set)

Q. Do porcelain pavers get hotter than natural stone or concrete pavers?

A. Our testing indicates that porcelain pavers do not get significantly hotter than a comparable color natural stone paver. And generally are cooler to the touch than concrete pavers. Surface temperature of pavers is largely a function of color, not material. In our testing in the middle of a hot day, porcelain paver surface temperatures were comparable to natural stone pavers. Dark colored natural stone pavers had higher surface temperatures than light colored porcelain pavers.

Q. How are porcelain pavers installed?

A. Arterra premium porcelain pavers are installed in much the same way as natural stone pavers. They can be sand set or mortar set. See the Arterra Premium Porcelain Paver Installation Guide for specific requirements.

Q. How do you cut porcelain pavers?

A. Use a porcelain diamond blade in a wet saw that is large enough to cut the 24" paver. Ensure the blade is sharpened and push the paver slowly to minimize the risk of chipping.

Q. Can Arterra porcelain pavers be installed on a driveway?

A. Yes. Porcelain Pavers must be mortar set if installed on a driveway. See the Arterra Premium Porcelain Installation Guide for specific requirements.

Q. Can Arterra Premium Porcelain Pavers be installed on pedestals?

A. Yes. See the pedestal manufacturer's installation instructions for specific requirements. Be aware of lot caliber and if the paver is rectified or pressed.

Q. What is Caliber?

A. A byproduct of the production process, pressed pavers experience variations in size. These variations of size are identified as Caliber (does not apply to Rectified pavers). Pavers have six ranges of caliber, in which sizes vary by 1.2mm (0.04 in). By installing pavers from the same lot, you will be ensured that they are the same Caliber.

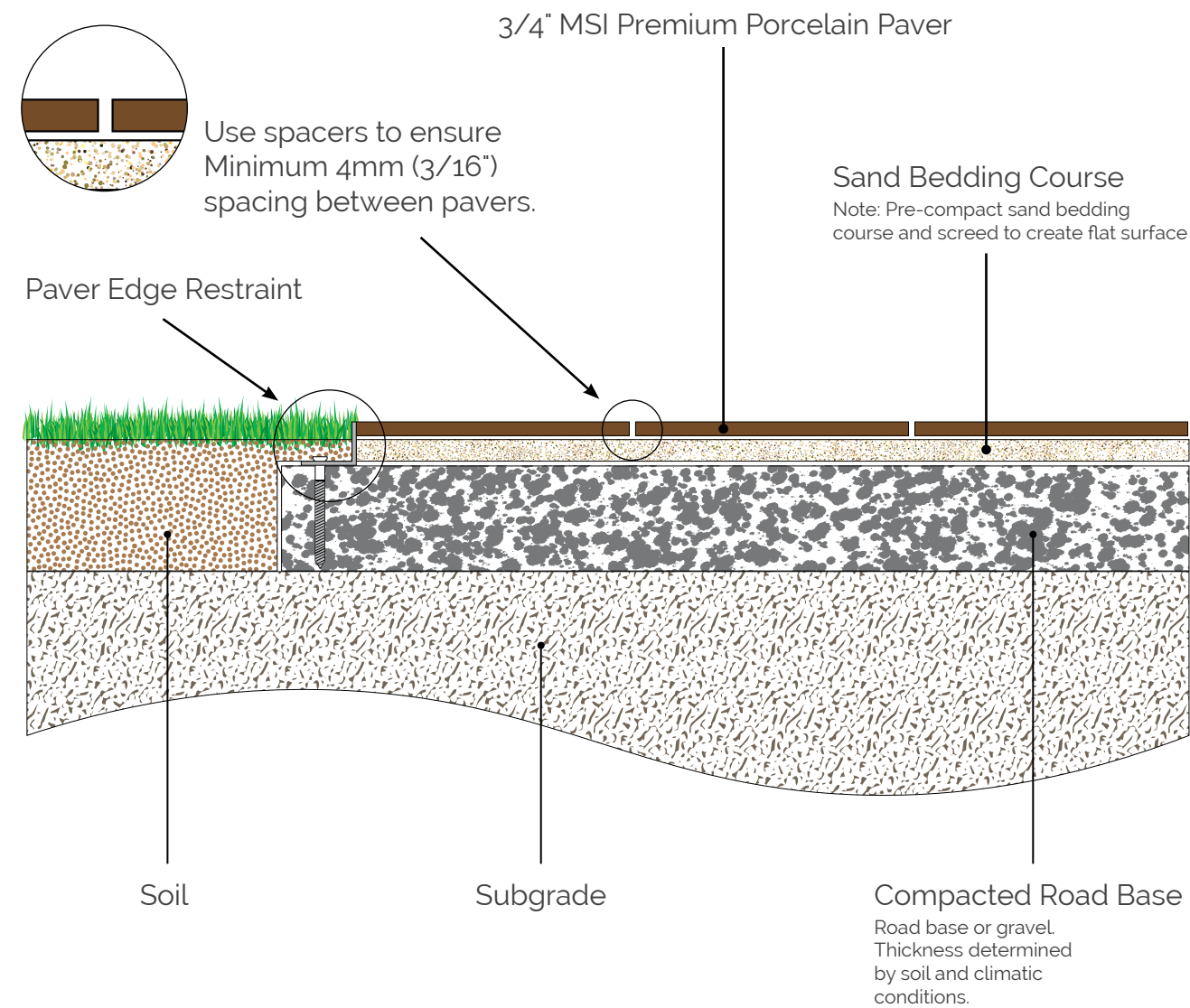


INSTALLATION INSTRUCTIONS

There are many types of installation in regards to porcelain pavers. Sandset works for most residential purposes. Mortar set when you're looking to use the pavers on commercial jobs or driveways. And additionally you can set the pavers on grass or pedestals. The following pages will explain how to set for most situations.

SANDSET

STEP X STEP INSTALLATION



- To avoid chipping the porcelain paver, only use a tile saw that has a wet cut porcelain blade.
- Spacers are necessary when installing porcelain pavers.
- CAUTION: Do not compact the porcelain pavers with a plate compactor.

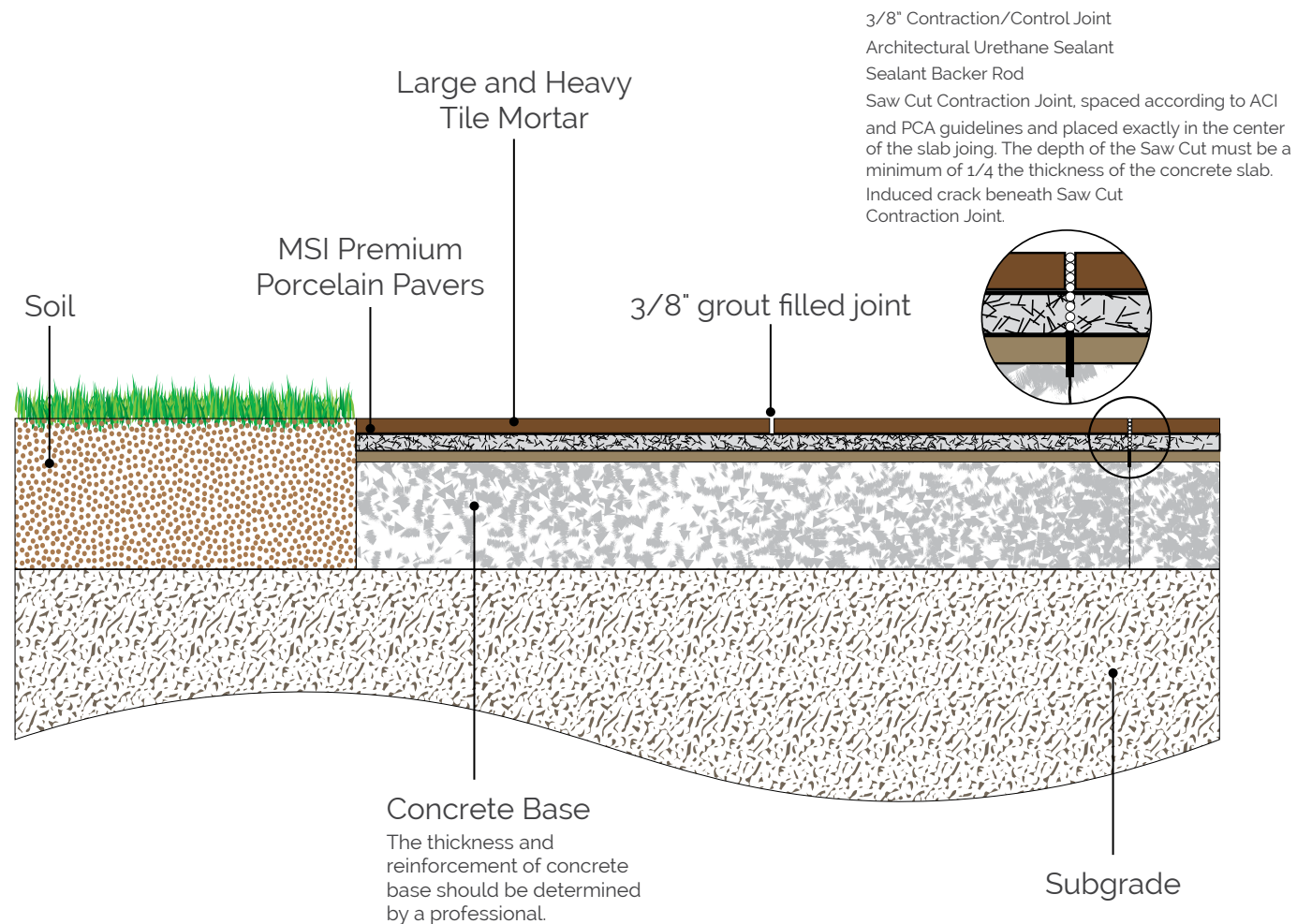


- 1** Excavate the site, removing enough dirt to allow for the road base, sand, and paver. Compact the soil ensuring a slope away from buildings and foundations. Lay a geotextile over the subgrade to ensure separation between the base from the soil and limit weed growth. (picture of excavating)
- 2** Install the base and ensure it is well compacted. Install the bedding sand, compact and screed to ensure the layer is flat.
- 3** Set pavers. Use spacer to ensure 4mm joint space. Tamp them lightly to make sure they are level. Install an edge restraint or mortar set pavers along the edge.
- 4** Clean out the joints and then sweep polymeric sand into the open joints until they are completely full. Remove all excess sand and dust from the surface. Mist the pavement with water to activate the polymer and cure the mixture.

MORTAR SET

STEP X STEP

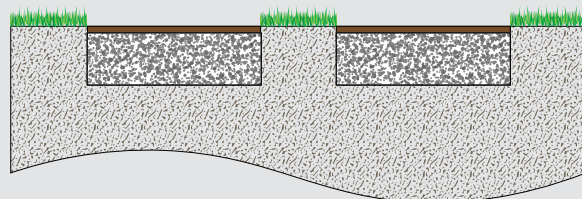
INSTALLATION



- To avoid chipping the porcelain paver, only use a tile saw that has a wet cut porcelain blade.
- Spacers are necessary when installing porcelain pavers.
- CAUTION: Do not compact the porcelain pavers with a plate compactor.

*Additional setting methods

Stepping Stone on grass



Pedestals



1 Ensure the concrete base is angled away from the building. Install a crack suppression membrane (optional) to limit reflective cracking.

3 Align the control joint in the concrete base with a porcelain paver joint.

2 Set the pavers using a Large and Heavy Tile Mortar such as ProLite Premium Large Format Tile Mortar or MegaLite Ultimate Crack Preventionmortar.

4 Use an exterior grade grout to fill the joints.



S

Soft grays, taupes, creams, and whites swirl together in a harmonious pattern in Argento Travertino Arterra Porcelain Pavers from MSI. These durable, easy to clean, and low maintenance pavers are the perfect choice to create beautiful floors in homes and commercial properties. These large format 24x24 matte finished pavers complement a variety of design styles, from traditional to contemporary, and are particularly suited for use in busy kitchens and baths.

ARGENTO TRAVERTINO



LPAVNARGTRA2424
24" X 24" RECTIFIED PAVER



LPAVNARGTRA1632
16" X 32" RECTIFIED PAVER




LCOPNARGTRA1324
13" X 24" COPING

BETON
ANTRACITE



LPAVNBETANT2424
24" X 24" RECTIFIED PAVER

LCOPNBETANT1324
13" X 24" COPING



B


Beton Antracite Arterra Porcelain Pavers feature deep charcoal hues in a subtle, elegant pattern. Offered with a matte finish, these pavers are perfect for projects both indoors and outdoors, and they are suitable for commercial and residential properties. Create beautiful paths, walkways, floors, and patios with these porcelain pavers.



B

From our Arterra Porcelain Pavers Collection, Belton Blanco pavers feature an icy white tone with a subtle tonal pattern. These gorgeous pavers are perfect for patios, walkways, floors, and other architectural design features. Use them for projects in both residential and commercial properties. Their light color is perfect in areas with lots of sun; they won't absorb as much heat as darker colors.

BETON BLANCO




LPAVNBETBLA2424
24" X 24" RECTIFIED PAVER



LCOPNBETBLA1324
13" X 24" COPING

BETON GREY



LPAVNBETGRE2424
24" X 24" RECTIFIED PAVER



LPAVNBETGRE1632
16" X 32" RECTIFIED PAVER

LCOPNBETGRE1324
13" X 24" 2cm
BULLNOSE COPING

LCOPNBETGRE1324-ROU3CM
13" X 24" 3cm
BULLNOSE COPING

LCOPNBETGRE1324-EAS3CM
13" X 24" 3cm
EASED EDGE COPING



W

Warm gray tones with tonal swirls and clouds lend Beton Grey Arterra Porcelain Pavers a timeless aesthetic. The subtle pattern and design of these durable porcelain pavers makes these an ideal choice for step stone paths, paver decks, and commercial properties with light traffic.



CALDERA
BLANCA



LPAVNCALBLA1647
16" X 47" RECTIFIED PAVER

LCOPNCALBLA1324
13" X 24" COPING



INDOOR / OUTDOOR
Interior Tiles Available:
8" X 47" NCALBLA8X47



T Blanca from the Caldera Collection is the very essence of modern-day luxe, with subtle creamy white and beige hues accented by knots and graining that can be seen and felt. In a sophisticated matte finish, this rectified wood-look plank and coordinating paver work overtime to give your residential or light-commercial space a touch of natural beauty in a durable, easy-care porcelain.



T

Coala from the Caldera Collection is the very essence of modern-day luxe, with gorgeous grey hues accented by knots and graining that can be seen and felt. In a sophisticated matte finish, this rectified wood-look plank and coordinating paver work overtime to give your residential or light-commercial space a touch of natural beauty in a durable, easy-care porcelain.

CALDERA COALA



LPAVNCALCOA1647
16" X 47" RECTIFIED PAVER



LCOPNCALCOA1324
13" X 24" COPING



INDOOR / OUTDOOR
Interior Tiles Available:
8" X 47" NCALCOA8X47

CALDERA
GRIGIA



LPAVNCALGRI1647
16" X 47" RECTIFIED PAVER

LCOPNCALGRI1324
13" X 24" COPING



INDOOR / OUTDOOR
Interior Tiles Available:
8" X 47" NCALGRI8X47



T

Grigia from the Caldera Collection is the very essence of modern-day luxe, with subtle greige hues accented by knots and graining that can be seen and felt. In a sophisticated matte finish, this rectified wood-look plank and coordinating paver work overtime to give your residential or light-commercial space a touch of natural beauty in a durable, easy-care porcelain.





F

Fossil Snow Pattern Arterra Porcelain Pavers feature an icy white tone in a subtle pattern with a matte finish. These beautiful pavers come in a kit with all of the pieces precut for easy installation of an elegant pattern. They are suitable for projects both indoors and outdoors and can be used for floors, patios, accent walls, and other features throughout the property.

FOSSIL SNOW PATTERN



LPAVNFOSSNOPAT
RECTIFIED




LCOPNFOSSNO1324
13" X 24" COPING

GOLDEN
WHITE



LPAVNGOLWHI2424
24" X 24" RECTIFIED PAVER

LCOPNGOLWHI1324
13" X 24" COPING



G

Golden White Arterra Porcelain Pavers feature an earthy blend of whites, grays, and browns for a natural stone look that's classic yet contemporary. Revered for their durability and low-maintenance, these large format premium pavers are the perfect choice for pool decks, pathways, patios, and driveways.






Living Style Beige Porcelain Pavers, part of the Arterra Porcelain Pavers collection, feature soft beige tones and a subtle pattern reminiscent of natural stone. These gorgeous glazed tiles have a matte finish and are available as 24x24 pavers. They are suitable for a wide range exterior design projects, and can be equally at home indoors when creating a true indoor/outdoor design.

LIVING STYLE BEIGE



LPAVNLIVBEI2424
24" X 24" RECTIFIED PAVER



LPAVNLIVBEI1836
18" X 36" RECTIFIED PAVER



LCOPNLIVBEI1324
13" X 24" COPING



INDOOR / OUTDOOR
Interior Tiles Available:
24" X 24" NLIVSTYBEI2424
18" X 36" NLIVSTYBEI1836
2" X 24" BULLNOSE NLIVSTYBEI2X24BN

LIVING STYLE
CREAM



LPAVNLIVCRE2424
24" X 24" RECTIFIED PAVER

LPAVNLIVCRE1836
18" X 36" RECTIFIED PAVER



LCOPNLIVCRE1324
13" X 24" COPING



INDOOR / OUTDOOR

Interior Tiles Available:

24" X 24" NLIVSTYCRE2424

18" X 36" NLIVSTYCRE1836

2" X 24" BULLNOSE NLIVSTYCRE2X24BN



L

Living Style Cream Porcelain Pavers are part of the Arterra Porcelain Pavers collection.

These gorgeous porcelain pavers are crafted to mimic the elegance of natural stone. Available as 24x24 pavers with a matte finish, they can be used indoors and outdoors for a wide range of projects including patios and walkways, and are at home indoors for flooring, walls, and counters.






F

From our Livingstyle Collection, Pearl Porcelain Tile features soft gray and pearl tones swirled together in a subtle and sophisticated pattern. Offered in a variety of sizes, as well as bullnose tile, they are perfect for use as countertops, floors, accent walls, backsplashes and showers. Durable and easy to clean, they are recommended for both residential and commercial properties.

LIVING STYLE PEARL



LPAVNLIPEA2424
24" X 24" RECTIFIED PAVER



LPAVNLIBEI1836
18" X 36" RECTIFIED PAVER



LCOPNLIVPEA1324
13" X 24" COPING



INDOOR / OUTDOOR
Interior Tiles Available:
24" X 24" NLIVSTYPEA2424
18" X 36" NLIVSTYPEA1836
2" X 24" BULLNOSE NLIVSTYPEA2X24BN

LUCAS
BETULLA



LPAVNLUCBET1248
12" X 48" RECTIFIED PAVER

LCOPNLUCBET1324
13" X 24" COPING



Lucas Betulla Arterra Porcelain Pavers feature the look of natural hardwood in easy care and no maintenance porcelain material. These beautiful pavers are ideal for creating stunning yet durable floors that look like wood, in entryways, bathrooms, kitchens, and laundry rooms, or wherever you hesitate to put natural hardwood due to moisture or required upkeep. These gorgeous pavers complement a variety of other natural stone slabs and tiles from MSI's extensive inventory.





**LUCAS
CANITIA**



LPAVNLUCCAN1248
12" X 48" RECTIFIED PAVER



LCOPNLUCANI1324
13" X 24" COPING

Lucas Canitia Arterra Porcelain Pavers have a subtle underlying gray tone that complements a variety of design styles, from traditional to contemporary. These wood look pavers and matching copings feature a subtle yet distinctive wood grain. Use these pavers to create beautiful floors in both residential and commercial properties where a durable and low maintenance material is preferred over natural hardwood.

MYSTIQUE
MULTICOLOR



LPAVNMYSMUL2424
24" X 24" RECTIFIED PAVER

LCOPNMYSMUL1324
13" X 24" COPING



W

Warm browns, rich coppers, and deep brown tones swirl together effortlessly in Mystique Multicolor Arterra Porcelain Pavers and copings. These beautiful matte finished pavers are easy to clean and low maintenance, and are perfect for a variety of applications, including floors in both residential and commercial properties. Suitable for busy kitchens, baths, entries, and other areas where a large format paver is desired for both form, and function.



P

Palmwood Gris Arterra Porcelain Pavers feature a subtle wood grain in a soft matte gray finish. These large format tiles are perfect for adding visual texture to floors in busy kitchens, baths, entries, and other areas of residential and commercial properties where large format tiles are desired. Benefits of using large format pavers and tiles include fewer grout lines, which results in easier cleaning and lends the space a more roomy feel.

PALMWOOD GRIS



LPAVNPALGRI2424
24" X 24" RECTIFIED PAVER



LCOPNPALGRI1324
13" X 24" COPING

PALMWOOD
WALNUT



LPAVNPALWAL2424
24" X 24" RECTIFIED PAVER

LCOPNPALWAL1324
13" X 24" COPING



Palmwood Walnut Arterra Porcelain Pavers feature the warm walnut brown tones and tonal wood grain. These pavers are perfect for creating stunning floors in both commercial and residential properties as they are durable, easy to clean, low maintenance, and beautiful. These large format pavers have a matte finish, lending a more contemporary style and making them perfect for timeless design.





P

Pedra Azul Arterra Porcelain Pavers feature a matte finish that draws out the warm brown and beige tones and veins. These large format pavers are the perfect choice to use throughout the property, and are particularly at home in busy spaces like kitchens, baths, entryways, and laundry rooms where the look of natural stone is desired, but an easy to clean and durable material is needed.

PEDRA AZUL



LPAVNPEDAZU2424
24" X 24" RECTIFIED PAVER



LCOPNPEDAZU1324
13" X 24" COPING

PETRA
BEIGE



LPAVNPETBEI2424
24" X 24" RECTIFIED PAVER



LPAVNPETBEI1224
12" X 24" RECTIFIED PAVER

LCOPNPETBEI1324
13" X 24" 2cm
BULLNOSE COPING

LCOPNPETBEI1324-ROU3CM
13" X 24" 3cm
BULLNOSE COPING

LCOPNPETBEI1324-EAS3CM
13" X 24" 3cm
EASED COPING



A Arterra Porcelain Pavers in Petra Beige are suitable for both interior and exterior design projects, including floors, paths, driveways, and patios. These warm beige tone pavers feature tonal inflection reminiscent of natural stone, and for flexibility in design and installation, are available in popular large format sizes, including 12x24 and 24x24.



P

Praia Carrara features an authentic white marble look complete with subtle grey veining for a modern take on a timeless classic. Offered in an 24x24" oversized format with an elegant matte finish, this durable and low-maintenance paver is perfect for residential and light commercial projects. Add detail and interest to patios, walkways, floors, pool decks, and other features with this stunning white marble-look Arterra Premium Porcelain Paver.

PRAIA CARRARA



LPAVNPRACAR2424
24" X 24" RECTIFIED PAVER



LCOPNPRACAR1324
13" X 24" COPING



INDOOR / OUTDOOR
Interior Tiles Available:
12" X 24" NPRACAR1224
24" X 48" NPRACAR2448
2" X 2" MOSAIC NPRACAR2X2
3" X 24" BULLNOSE NPRACAR3X24BN

PRAIA
CREMA



LPAVNPRACRE2424
24" X 24" RECTIFIED PAVER

LPAVNPRACRE1632
16" X 32" RECTIFIED PAVER



LCOPNPRACRE1324
13" X 24" COPING



INDOOR / OUTDOOR

Interior Tiles Available:

12" X 24" NPRACRE1224

24" X 48" NPRACRE2448

2" X 2" MOSAIC NPRACRE2X2

3" X 24" BULLNOSE NPRACRE3X24BN



S Soft creamy tones swirl together in harmony in Praia Crema Arterra Porcelain Pavers. Suitable for both indoor and outdoor use, install these tiles to create stunning floors throughout residential and commercial properties where a low maintenance, easy to clean, and durable material is needed. The large format and matte finish allows it to be used for projects with design styles from traditional to modern.



P

Praia Grey Arterra Porcelain Pavers feature soft white and gray tones in a subtle tonal pattern. These pavers are perfect for a wide range of projects, both indoors and outdoors. Use them outdoors for walkways and patios, or use them to create a true indoor/outdoor lifestyle and use them as flooring indoors as well. Durable, and easy to maintain, they are recommended for both commercial and residential properties.

PRAIA GREY



LPAVNPRAGRE2424
24" X 24" RECTIFIED PAVER



LPAVNPRAGRE1632
16" X 32" RECTIFIED PAVER



LCOPNPRAGRE1324
13" X 24" COPING



INDOOR / OUTDOOR
Interior Tiles Available:
12" X 24" NPRAGRE1224
24" X 48" NPRAGRE2448
2" X 2" MOSAIC NPRAGRE2X2
3" X 24" BULLNOSE NPRAGRE3X24BN



Q

Quarzo Gray Arterra Porcelain Pavers feature tonal variations reminiscent of natural quartz. These beautiful pavers are the perfect choice when seeking a material that looks like natural stone but is composed of durable and easy to clean porcelain. Install these beautiful pavers in busy kitchens and baths, around the pool and outdoor kitchen, and for common areas when you want a continuous flow of flooring from indoors to out.

QUARZO GRAY



LPAVNQUAGRA2424
24" X 24" RECTIFIED PAVER



LCOPNQUAGRA1324
13" X 24" 2cm
BULLNOSE COPING

LCOPNQUAGRA1324-ROU3CM
13" X 24" 3cm
BULLNOSE COPING

LCOPNQUAGRA1324-EAS3CM
13" X 24" 3cm
EASED COPING

TERRAZO
GLACIER

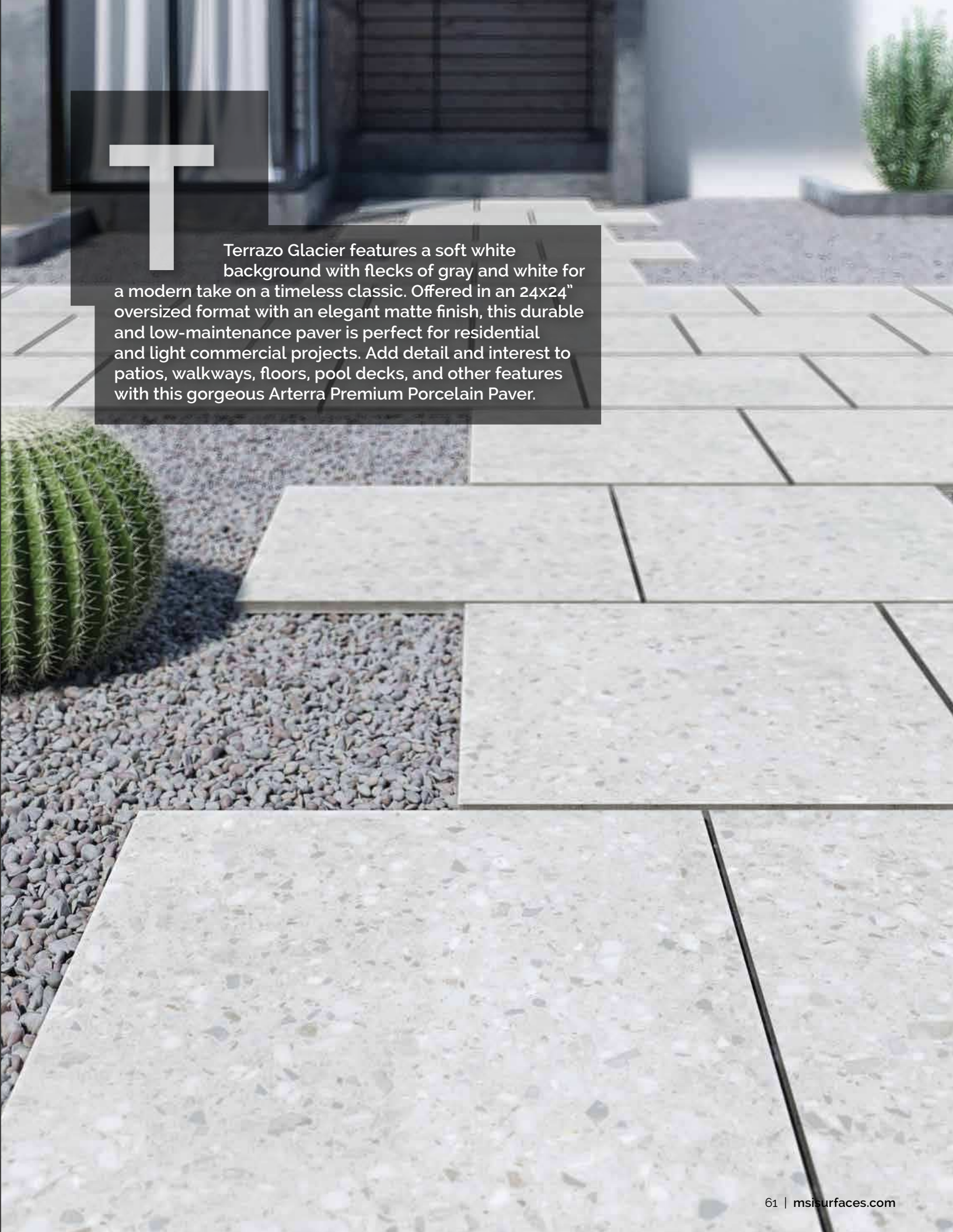


LPAVTERGLA2424
24" X 24" RECTIFIED PAVER

LCOPNTERGLA1324
13" X 24" COPING



Terrazo Glacier features a soft white background with flecks of gray and white for a modern take on a timeless classic. Offered in an 24x24" oversized format with an elegant matte finish, this durable and low-maintenance paver is perfect for residential and light commercial projects. Add detail and interest to patios, walkways, floors, pool decks, and other features with this gorgeous Arterra Premium Porcelain Paver.





T

Terrazo Gris features a dove gray background with flecks of charcoal gray and white for a modern take on a timeless classic. Offered in an 24x24" oversized format with an elegant matte finish, this durable and low-maintenance paver is perfect for residential and light commercial projects. Add detail and interest to patios, walkways, floors, pool decks, and other features with this stunning Arterra Premium Porcelain Paver.

TERRAZO GRIS



LPAVNTERRI2424
24" X 24" RECTIFIED PAVER



LCOPNTERRI1324
13" X 24" COPING

TIERRA
BEIGE



LPAVTIEBEI2424
24" X 24" RECTIFIED PAVER

LCOPTIEBEI1324
13" X 24" COPING



T

Tierra Beige Arterra Porcelain Pavers feature warm swirls of cream and beige reminiscent of natural stone. These durable, easy to clean and low aintenance pavers are the perfect choice for busy kitchens, baths and entryways, and are as at home indoors as they are outdoors. Use these large format matte pavers for pools, patios, outdoor kitchens, and wandering pathways.

T


Tierra Ivory Arterra Porcelain Pavers feature subtle white and cream tones, creating the perfect elegant backdrop to both outdoor and indoor design projects. This paver is ideal for creating a continuous floor from indoors to outdoors, lending a more expansive and sophisticated look. From traditional to contemporary design, these pavers can be used in both commercial and residential properties.



TIERRA IVORY



LPAVNTIEIVO2424
24" X 24" RECTIFIED PAVER



LPAVNTIEIVO1224
12" X 24" RECTIFIED PAVER




LCOPNTIEIVO1324
13" X 24" COPING

VULKON
GREY




LPAVNVULGRE2424
24" X 24" RECTIFIED PAVER

LCOPNVULGRE1324
13" X 24" COPING



F From our Arterra Porcelain Pavers Collection, Vulkan Grey pavers feature soft dove gray tones in a subtle pattern. These beautiful pavers are suitable for a wide range of design projects in both residential and commercial properties. Use them for patios, walkways, floors, and other features wherever a timeless and elegant look is desired.





**VULKON
NERO**



LPAVNVULNER2424
24" X 24" RECTIFIED PAVER



LCOPNVULNER1324
13" X 24" COPING

F

From our Arterra Porcelain Pavers Collection, Vulkan Nero pavers feature deep charcoal and black tones. These pavers are perfect for exterior projects like walkways and patios, and they can be used for floors indoors to create a true indoor/outdoor lifestyle. Offered with a matte finish in the popular 24x24 large format, they are recommended for both residential and commercial properties.

MSI

Making Dream Surfaces Attainable



ARTERRA

Premium Porcelain Pavers

From MSI

www.artterrapavers.com